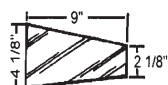
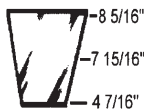
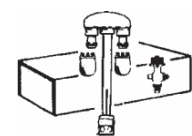


; 5G@; <H'REPLACEMENT PARTS



Part No.	Gas Type	Description	Ship Wt.
DMI-N	Natural	Re-Lite Kit. Includes valve, mixer tube, dual inverted burner head with ceramic tips, 2 mantles and air Shutter	1 lb.
DMI- P	LP	**Same as above**	1 lb.
IBA-N	Natural	Inverted burner assembly includes burner head with ceramic tips and air shutter. Fits many Charmglow and other brand name lamps.	0.4 lbs.
IBA-P	LP	**Same as above**	0.4 lbs.
UBA	Natural Or LP	Upright burner assembly includes glass chimney holder and air shutter. Glass chimney available below	0.2 lbs.
OFBBR-N	Natural	Brass Open Flame Burner. Imitates the original gas lamp look with fish-tail flame.	0.5 lbs.
OFBBR-P	LP	**Same as above**	0.5 lbs.
GLV-N	Natural	AGA certified valve with orifice. Fits MHP, Chamglow and many other brand name lamps. 1/4" flare connection	0.25 lbs.
GLV-P	LP	**Same as above**	0.25 lbs
MTL1	—	Preformed hard inverted mantles. No 2 ring size. Price per mantle. Boxed. Single pack. **MUST BE ORDERED IN MULTIPLES OF 20**	.02 lbs.
MTL2	—	Soft inverted mantles. 2 mounted on display card. Twin pack	.02 lbs.
MTL3	—	Upright mantles. Fits all standard upright lamps. Priced per mantle. Boxed. Single pack.	0.07 lbs.
CHM	—	Glass chimney for UBA above. Fits most other brand name upright burners. 1 3/4" OD top, 3" Bulge, 2" OD bottom, 6" tall.	0.15 lbs.
LR	—	Plastic Ladder Rest with decorative round ends. 3/4" OD	.025 lbs.
WLR	—	**Same as above in WHITE **	.025 lbs.
LBF	—	1" solid brass ball finial	.025 lbs.
GLS	—	Tempered glass pane. Resist thermal shock of heat or cold. Fits HK, HJ and GG series, also Charmglow models 300, 1800, 1900, 2000	.05 lbs.
GLS1	—	Tempered glass pane. Fits WK-5, VK-7 and Charmglow model 900	.05 lbs.
GLS2	—	Replacement glass globe for JK-6A. Also fits Charmglow model 1700. 4 5/16 inch bottom OD, 8 1/4 inch top OD, 8 5/8 inches high	3.5 lbs.
PES	Electric	Porcelain electric socket	2.1 lbs.
BMB	Electric	Bulb mounting bracket.	0.1 lbs.