

**2012**

**ACCESSORIES CATALOG**



**COOL MOUNT VARIABLE FLAME PILOT KITS**

SK-CMT-PO-RC

*See on Page 4*



- Locate valve systems further from the heat
- Conceal valves from view
- Manual, Latchtap, and Variable Flame pilot kits
- Pre-assembled for easy installation


**HARGROVE MFG. CORP.**

207 Wellston Park Rd. Sand Springs, OK 74063

Visit us on the web at <http://www.hargrovegaslogs.com>

(800)725-4166

# Pilot Kit Systems



**CPE Assembly**

## Safety Pilot Control Kit

P/N - **CPE-PO**

S/R Price - \$139.00

Pilot kit for natural gas log sets that utilizes "EZ Mount" system. Uses Concentric 300 degree rear inlet valve. Valve is mounted in a forward position for optimal performance.

Decorative Valve Cover included in each kit.

## Propane Conversion Kit

P/N

**CPE-PCK-18** – for 15" to 27" sets

S/R Price - \$39.00

**CPE-PCK-30** – for 30" to 36" sets

S/R Price - \$39.00

# Safety Pilot Kit – On/Off Switching Remote Control Systems

P/N

**LCK-RC** (Includes RC-S6V-LT)

S/R Price - \$283.00

**LCK-BC** (Includes BPBCS)

S/R Price - \$255.00

**LCK-WS** (Includes WG-WS)


S/R Price - \$215.00

**LCK-WWS** (Includes WS-S6V-LTST)

S/R Price - \$283.00

Upgrades the Manual Safety Pilot Kit (CPE-PO) to use Latchtap Switching Accessories (listed below).

**LCK-BC**



## Latchtap Switching Accessories

P/N

**RC-S6V-LT** (DC operated on/off remote control)

S/R Price - \$149.00

**BPBCS** (DC operated Bark Chip Switch)

S/R Price - \$133.00

**WG-WS** (DC operated Wall Switch)

S/R Price - \$91.00

**WS-S6V-LTST** (DC operated Remote Wall Switch)

S/R Price - \$149.00

## Propane Conversion Kit

P/N

**CPE-PCK-18** – for 15" to 27" sets

S/R Price - \$39.00

**CPE-PCK-30** – for 30" to 36" sets


S/R Price - \$39.00

**LCK Assembly**



# Safety Pilot Kit – Variable Flame Remote Control Systems

## SKS Assembly



## Safety Pilot Control Kit

P/N

**SKS-PO-RC** (Includes RC-S6V-MX)

S/R Price - \$463.00

**SKS-PO-BC** (Includes BPBCS)

S/R Price - \$435.00

**SKS-PO-WS** (Includes WG-WS)

S/R Price - \$391.00

Safety Pilot Kit for natural gas that utilizes the “EZ Mount” system. This pilot kit allows use of a switching device to adjust the flame height and turn the set on and off. Uses Skytech 250 degree valve. Valve is mounted in a forward position for optimal performance.

## SKS Switching Accessories

P/N

**RC-S6V-ST** (DC operated variable remote control)

S/R Price - \$149.00

**BPBCS** (DC operated bark chip switch)

S/R Price - \$133.00

**WG-WS** (DC operated wall switch)

S/R Price - \$91.00

## Propane Conversion Kit

P/N

**CPE-PCK-18** (for 15” to 27” sets) S/R Price - \$39.00

**CPE-PCK-30** (for 30” to 36” sets) S/R Price - \$39.00

# Cool Mount Pilot Kit Systems

## Cool Mount Installation



**COOL MOUNT VALVE KITS** are mounted away from the main burner, close to the fireplace wall, and toward the front of the fireplace. This location assists in keeping the valve and components cool, as well as helping conceal it from sight.

### Cool Mount Safety Pilot Control Kit

P/N – **CP-CMT-PO**


S/R Price - \$139.00

Cool Mount Pilot kit for natural gas log sets. Uses Concentric 300 degree rear inlet valve.

### **CP-CMT-PO**



### **LT-CMT-RC**



RC kits include RC-S6V-LT Remote Control

### Cool Mount Latchtap (On/Off) Pilot Control Kit

P/N

**LT-CMT-PO-RC** (Includes RC-S6V-LT)

S/R Price - \$421.00

**LT-CMT-PO-BC** (Includes BPBCS)

S/R Price - \$399.00

**LT-CMT-PO-WS** (Includes WG-WS)

S/R Price - \$421.00

**LT-CMT-PO-WWS** (Includes WS-S6V-LTST)

S/R Price - \$421.00

Cool Mount Pilot kit for natural gas log sets. Uses Concentric 300 degree rear inlet valve.

### Cool Mount Variable Flame Pilot Control Kit

P/N

**SK-CMT-PO-RC** (Includes RC-S6V-ST)

S/R Price - \$463.00

**SK-CMT-PO-WWS** (Includes WS-S6V-LTST)

S/R Price - \$463.00

### **Propane Conversion Kits for Cool Mount Pilot Kits**

P/N

**CPE-PCK-18** – for 15” to 27” sets

S/R Price - \$39.00

**CPE-PCK-30** – for 30” to 36” sets

S/R Price - \$39.00

### **SK-CMT-PO-RC**



RC kits include RC-S6V-ST Remote Control

# Safety Pilot Kit – On/Off Switching/Remote Control Systems

## Millivolt Safety Pilot Kit

P/N - **RME-PO** (Includes Wall Switch) S/R Price - \$369.00

### **RME Assembly**



Millivolt Pilot Kit for natural gas that utilizes the “EZ Mount” system. Uses Robertshaw 250 degree valve. Valve is mounted in a forward position for optimal performance. This pilot kit allows the use of the Switching Accessories listed below.

## RME Switching Accessories

P/N

**RC-S12V-MV** (DC operated on/off remote control) S/R Price - \$99.00

**RC-A110V-A** (AC operated on/off remote control) S/R Price - \$141.00

**BCS** (Bark Chip Switch) S/R Price - \$17.00

**PCS** (Pine Cone Switch) S/R Price - \$21.00

**WS** (Wall Switch – included in RME-PO) S/R Price - \$17.00

## Propane Conversion Kit

P/N

**RS-PCK-18** (for 15” to 27” sets) S/R Price - \$69.00

**RS-PCK-30** (for 30” to 36” sets) S/R Price - \$69.00

## High Capacity Millivolt Safety Pilot Kit

P/N - **RMBE-PO** (Includes Wall Switch)

S/R Price - \$411.00

Higher BTU Capacity Millivolt Pilot Kit for natural gas that utilizes the “EZ Mount” system. This kit is recommended for use on larger (36”sets and up) single side and See Thru sets. Uses Robertshaw 250 degree valve. Valve is mounted in a forward position for optimal performance. This pilot kit allows the use of the Switching Accessories listed below.

## RMBE Switching Accessories

P/N

**RC-S12V-MV** (DC operated on/off remote control) S/R Price - \$99.00

**RC-A110V-A** (AC operated on/off remote control) S/R Price - \$141.00

**BCS** (Bark Chip Switch) S/R Price - \$17.00

**PCS** (Pine Cone Switch) S/R Price - \$21.00

**WS** (Wall Switch – included in RMBE-PO) S/R Price - \$17.00


## Propane Conversion Kit

P/N

**RS-PCK-30** (for 30” to 36” sets) S/R Price - \$69.00

NOTE: Because of flame height and sooting issues, it is not recommended to install larger than 36” sets on Propane Gas.

### **RMBE Assembly**



# Electronic Ignition (no standing pilot) – On/Off Switching/Remote Control Systems

## Electronic Ignition Safety Pilot Kit – On/Off

P/N - **DEI-PO** (Includes Wall Switch) S/R Price - \$509.00

Electronic Ignition Pilot Kit for natural gas that utilizes the “EZ Mount” system. Uses Dexen 250 degree valve. Valve is mounted in a forward position for optimal performance. This pilot kit allows the use of the Switching Accessories listed below.

### DEI Switching Accessories

P/N

**RC-S12V-MV** (DC operated on/off remote control) S/R Price - \$99.00

**RC-A110V-A** (AC operated on/off remote control) S/R Price - \$141.00

**BCS** (Bark Chip Switch) S/R Price - \$17.00

**PCS** (Pine Cone Switch) S/R Price - \$21.00

**WS** (Wall Switch – included in DEI-PO) S/R Price - \$17.00

**DEI Assembly**



### Propane Conversion Kit

P/N

**DX-PCK-18** (for 15” to 27” sets) S/R Price - \$65.00

**DX-PCK-30** (for 30” to 36” sets) S/R Price - \$65.00

# Electronic Ignition (No standing pilot) –Variable Flame Remote Control Systems

**AEI Assembly**



## Electronic Ignition Safety Pilot Kit – Variable Flame

P/N - **AEI-PO-RC-** (Includes Remote Control) S/R Price - \$619.00

Electronic Ignition Pilot Kit for natural gas that utilizes the “EZ Mount” system. Uses 250 degree heat rated valve. Valve is mounted in a forward position for optimal performance. This pilot kit allows the use of the Switching Accessories listed below.

### AEI Switching Accessories

P/N

**AFRT** (On/Off, High/Low remote transmitter) S/R Price - \$63.00

### Propane Conversion Kit

P/N

**AF-PCK-18** (for 15” to 27” sets) S/R Price - \$45.00

**AF-PCK-30** (for 30” to 36” sets) S/R Price - \$45.00

# Propane Conversion Kits (Vented Sets Only)

P/N

**CPE-PCK-18** (for 15" to 27" sets) S/R Price - \$39.00

**CPE-PCK-30** (for 30" to 36" sets) S/R Price - \$39.00

Converts the following kits to be used with Liquid Propane Gas:

1. CPE-PO kits or factory installed.
2. CLE-PO kits or factory installed.

Includes the necessary parts to convert a Natural Gas Vented Accessory Kit to burn Liquid Propane.

## CPE-PCK



## RS-PCK



P/N

**RS-PCK-18** (for 15" to 27" sets) S/R Price - \$69.00

**RS-PCK-30** (for 30" to 36" sets) S/R Price - \$69.00

Converts the following kits to be used with Liquid Propane Gas:

1. RME-PO kits or factory installed.
2. RMBE-PO kits or factory installed.

Includes the necessary parts to convert a Natural Gas Vented Accessory Kit to burn Liquid Propane.

P/N

**DX-PCK-18** (for 15" to 27" sets) S/R Price - \$65.00

**DX-PCK-30** (for 30" to 36" sets) S/R Price - \$65.00

Converts the following kits to be used with Liquid Propane Gas:

1. DEI-PO kits or factory installed

Includes the necessary parts to convert a Natural Gas Vented Accessory Kit to burn Liquid Propane.

## DX-PCK



## Manual Valve Kits

P/N - JCA-PO

S/R Price - \$49.00

Manual Valve Kit that hooks to 3/8" internal thread burner pans. Includes a 3" extension handle and control knob.

JCA-PO



GVEH



P/N - GVEH

S/R Price - \$45.00

Manual Valve Kit that hooks to 3/8" internal thread burner pans. Includes a separate extension handle for turning the knob.

## Switching Systems/Remotes for Latchtap Systems CPE upgraded (LCK) Kits

RC-S6V-LT



P/N – RC-S6V-LT

S/R Price - \$149.00

- Remote System for Latchtap pilot kits.
- On/off switching function
- DC (Battery) operated
- Receiver Heat Shield
- Batteries included



# Switching Systems/Remotes for Latchtap Systems (cont)

## CPE Upgraded (LCK) Kits

### WG-WS

P/N – **WG-WS**

S/R Price - \$91.00

- Wall Switch for Latchtap, SCK and SKS pilot kits
- On/off switching function
- DC (Battery) operated
- Includes 20' wires and batteries



### BPBCS



P/N – **BPBCS**

S/R Price - \$133.00

- Decorative Bark Chip switch for Latchtap, SCK and SKS kits
- On/off switching function
- DC (Battery) operated
- Includes 6' wires and batteries

### WS-S6V-LTST

P/N – **WS-S6V-LTST**

S/R Price - \$149.00

- Wireless wall switch for LCK, SCK, and SKS pilot kits
- On/off switching function
- DC (Battery) operated



## Switching Systems/Remotes for Servo Systems (cont) CPE Upgraded (SCK) Kits

P/N – **RC-S6V-ST**

S/R Price - \$149.00

- Remote System for Servo upgraded pilot kits.
- Adjusts Flame Up and Down and On/off switching function
- Positive OFF setting
- DC (Battery) operated
- Receiver Heat Shield
- Batteries included

**RC-S6V-ST**



P/N – **WS-S6V-LTST**

S/R Price - \$149.00

- Wireless wall switch for LCK, SCK, and SKS pilot kits
- On/off switching function
- DC (Battery) operated

## Switching Systems/Remotes for Millivolt Systems

**RME (Millivolt), RMBE (High Capacity Millivolt), and DEI (Electronic Ignition) Kits**

P/N – **RC-S12V-MV**

S/R Price - \$99.00

- Remote System for RME, RMBE, and DEI pilot kits
- On/off switching function
- DC (Battery) operated
- Insulated Heat Shield
- 400 degree High temp wires
- Overheat protection in receiver
- Self matching codes from receiver to transmitter
- Easy access battery drawer
- Batteries included

**RC-S12V-MV**



# Switching Systems/Remotes for Millivolt Systems

RME (Millivolt), RMBE (High Capacity Millivolt), and DEI (Electronic Ignition) Kits

RC-A110V-A

P/N – RC-A110V-A

S/R Price - \$141.00

- Remote System for RME, RMBE, and DEI pilot kits
- On/off switching function
- AC (110V) operated
- Backlit LCD
- Displays room temperature
- Child proof switch



PCS



P/N – PCS

S/R Price - \$21.00

- Decorative two piece Pinecone switch for RME, RMBE, and DEI pilot kits
- On/off switching function

BCS



P/N – BCS

S/R Price - \$17.00

- Decorative Bark Chip switch for RME, RMBE, and DEI pilot kits
- On/off switching function

WS



P/N – WS

S/R Price - \$17.00

- Wall Switch for RME, RMBE, and DEI pilot kits
- On/off switching function

# Switching Systems/Remotes for Flame Adjustment Systems SKS (Variable Flame) Kits

P/N – **RC-S6V-ST**

S/R Price - \$149.00

- Remote System for SKS pilot kits.
- Adjusts flame height up and down and on/off
- DC (Battery) operated
- Batteries included

**RC-S6V-ST**



**BPBCS**



P/N – **BPBCS**

S/R Price - \$133.00

- Remote System for CLE and SKS pilot kits
- Adjusts flame height up and down and on/off
- DC (Battery) operated
- Includes 6' wires and batteries

P/N – **WG-WS**

S/R Price - \$91.00

- Wall Switch System for CLE and SKS pilot kits
- Adjusts flame height up and down and on/off
- DC (Battery) operated
- Includes 20' wires and batteries

**WG-WS**



**WS-S6V-LTST**



P/N – **WS-S6V-LTST**

S/R Price - \$149.00

- Wireless wall switch for LCK, SCK, and SKS pilot kits
- On/off switching function
- DC (Battery) operated

## Decorative Kits

Use these kits to enhance the function and beauty of gas log sets

### Pedestal Grate Facing (PGF)



P/N

**PGF-18** (for 18"-21" sets) S/R Price - \$39.00

**PGF-24** (for 24"-27" sets) S/R Price - \$45.00

**PGF-30** (for 30" sets) S/R Price - \$49.00

- Pedestal Grate Facing (hangs on the front of grate)
- Adds a distinguished basket look to vented and vent free sets (N/A for Woodland Glow and Timberland Glow vent free models)



### Free Standing Grate Facing (FSGF)



P/N

**FSGF-21** (for 18"-21" sets) S/R Price - \$45.00

**FSGF-24** (for 24"-30" sets) S/R Price - \$49.00

- Free Standing Grate Facing (stands on the fireplace floor in front of the burner)
- Adds a decorative look to vented or vent free sets

### Ember Enhancing System (EESD)



P/N

**EESD-18** (for 18"-21" sets) S/R Price - \$49.00

**EESD-24** (for 24"-27" sets) S/R Price - \$55.00

**EESD-30** (for 30" sets) S/R Price - \$61.00

- Ember Enhancing System for vented accessory kits
- Extends ember bed 4" forward
- Optimal use when fireplace has 16" depth
- Best look is achieved when bark chip, twig, or pine cone kits are also used

## Decorative Kits (cont)


Use these kits to enhance the function and beauty of gas log sets

### Front Flame Adapter (FFA-3)


P/N - **FFA-3**

S/R Price - \$9.00 ea.

- Front Flame Adapter for vented accessory kits
- Install over burner ports to direct peaks of front flame in specific areas
- Best look is achieved when bark chip, twig, or pine cone kit are used in path of peaks of flame



### Grate Top Coal Bed (GT)



P/N

**GT-18** (for 18" to 21" sets)

S/R Price - \$29.00

**GT-24** (for 24" to 27" sets)

S/R Price - \$35.00

**GT-30** (for 30" sets)

S/R Price - \$39.00

- Grate Top Coal Bed is a cast iron piece for vented sets
- Allows a raised ember bed between the front and back log
- Best look is on lower profile front log sets such as Classic Oak and Western Pine

### Crackling Pinecone Kit (CPK)



P/N - **CPK**

S/R Price - \$31.00

- Crackling Pine Cone Kit adds realistic sound of a fire
- Install crackling material in our hollowed out Pinecone and place in the path of the flame on the log stack
- Crackling sound lasts for 15 to 20 minutes per use based on how quickly the crackling material heats up

Replacement Crackling Material

P/N - **SO-2** (2 lb. Bag)

S/R Price - \$19.00

P/N - **BCKGO**

S/R Price - \$25.00

- Bark Chip Kit adds the effect of wood chunks that can be added to a set
- They are best used when placed in the ember bed giving the effect log chunks have fallen off of the log stack

### Bark Chip Kit (BCKGO)



## Decorative Kits (cont)

Use these kits to enhance the function and beauty of gas log sets

### Charred Chip Kit (CCKGO)




P/N - **CCKGO**

S/R Price - \$41.00

- Charred Chip Kit adds the effect of charred wood chunks that can be added to a set
- They are best used when placed in the ember bed giving the effect charred log pieces that have fallen off of the log stack

### Decorative Pinecones and Acorns



P/N

**1201-BX** (small) S/R Price - \$15.00 ea.

**1202-BX** (small) S/R Price - \$15.00 ea.

**1203-BX** (small) S/R Price - \$15.00 ea.

**1204-BX** (small) S/R Price - \$15.00 ea.

**1205-BX** (medium) S/R Price - \$17.00 ea.

**1210-BX** (large) S/R Price - \$19.00 ea.

- Decorative Pinecones can be placed on the log stack, on the hearth, or in the fireplace to cover up valves or fittings

P/N (**ACORNS ARE PACKAGED IN QTY 12**)

**AR-1** (single acorn) S/R Price - \$69.00 ea.

**AR-3** (cluster of 3 acorns) S/R Price - \$69.00 ea.

## Decorative Kits (cont)

Use these kits to enhance the function and beauty of gas log sets

### Twig Kit (TK-2)



P/N - **TK-2** (2 twigs)

S/R Price - \$37.00

- Twig Kit includes 2 twig pieces that can be placed on the log stack, on the ember bed, or on the hearth

### Combo Kit (CK-6)



P/N - **CK-6**

S/R Price - \$53.00

- Combo Kit includes 4 Bark Chips, 1 Pinecone, and 1 Twig that can be placed on the log stack, on the ember bed, or on the hearth

## Gas Log Media

### Volcanic Cinder (VC)



P/N - **VC** (5 lb. Bag)

S/R Price - \$15.00 ea.

- Volcanic Cinder used to cover the fireplace floor

### Glowing Embers 1 part (RW)

Part B



P/N - **RW** (1 part)

S/R Price - \$15.00 ea.

- Glowing Embers – Part A (Glowing Embers - rockwool) only
- Realistic Black colored embers more closely resemble real glowing coals (even when the fire is off)



## Gas Log Media (cont)

### Burner Pan Sand (SD)

P/N - **SD** (10 lb. Bag) S/R Price -\$15.00 ea.

- Sand for Natural Gas burner pan on vented log sets



### Burner Pan Vermiculite (VM)



P/N - **VM** (1 lb. Bag) S/R Price -\$15.00 ea.

- Vermiculite for Liquid Propane burner pan on vented log sets

### Platinum Bright Embers (PB)



Standard Ember Material

Platinum Bright Embers

P/N – **PB-5** (5 grams) S/R Price -\$45.00 ea.

- Clean Burning, Luminous Embers for Vented Gas Logs
- For best use, mix with Standard Ember Material to accent the Ember Bed.

## Pilot Assemblies (Vented Sets)

Pilot Assembly

Replacement T-Couple

**RS TPB**

**RS T**



Use this Pilot Assembly for the following kits:

- 3. CPE-PO
- 4. MHE-PO

Pilot Assembly

P/N

**RS-TPB-18** (18" leads Nat. Gas) S/R Price - \$21.00

**RS-TPB-36** (36" leads Nat. Gas) S/R Price - \$29.00

**RS-TPB18LP** (18" leads LP Gas) S/R Price - \$21.00

Thermocouple Only

P/N

**RST-18** (18" lead)

S/R Price - \$13.00

**RST-36** (36" lead)

S/R Price - \$17.00

Pilot Assembly

Replacement T-Pile

**RS TPG**

**RS TP**



Use this Pilot Assembly for the following kits:

- 1. RME-PO
- 2. RMBE-PO

Pilot Assembly

P/N

**RS-TPG-18** (18" leads Nat. Gas) S/R Price - \$87.00

**RS-TPG-48** (48" leads Nat. Gas) S/R Price - \$91.00

**RS-TPG18LP** (18" leads LP Gas) S/R Price - \$87.00

**RS-TPG48LP** (48" leads LP Gas) S/R Price - \$91.00

Thermopile Only

P/N

**RSTP-48** (48" leads) S/R Price - \$53.00

## Pilot Assemblies (Vent Free)

**ODS MANUAL**



Use this pilot assembly for Manual and Rotary valve vent free sets.

P/N

**OP-8203-ODS-NG** (Nat. Gas) S/R Price - \$35.00

**OP-8403-ODS-LP** (LP Gas) S/R Price - \$35.00

Note: Replacement Thermocouples are not allowed for Vent Free Sets.

**ODS MILLIVOLT**



Use this pilot assembly for Millivolt valve vent free sets.

P/N

**OP-8205-MODS-NG** (Nat. Gas) S/R Price - \$79.00

**OP-8405-MODS-LP** (LP Gas) S/R Price - \$79.00

Note: Replacement Thermocouples or Thermopiles are not allowed for Vent Free Sets.

# Vent Free Remote Controls

**RC-A12V-L**



- P/N – **RC-A12V-L** S/R Price - \$199.00
- Remote system for Vent Free sets that use a Millivolt (SIT) Valve
  - On/off switching function
  - Thermostat Remote
  - Countdown Timer
  - DC (Battery) operated
  - Backlit LCD
  - Insulated Heat Shield
  - 400 degree High temp wires
  - Overheat protection in receiver
  - Self matching codes from receiver to transmitter
  - Child proof switch
  - Easy access battery drawer
  - Batteries included

**RC-S6V-MXT**



- P/N – **RC-S6V-MXT** S/R Price - \$179.00
- Remote system for Vent Free sets that use a Rotary (Maxitrol) Valve
  - Adjusts Flame up and down and on and off
  - Thermostat Remote
  - DC (Battery) operated
  - Backlit LCD
  - 400 degree High temp wires
  - Overheat protection in receiver
  - Self matching codes from Receiver to transmitter
  - Batteries included

## Parts

**DS**



- Damper Clamp
- P/N – **DS** S/R - \$4.00

**SPC-K**



- Control Knob for CPC Valve
- P/N – **SPC-K** S/R - \$5.00

**SPC-EH**



- 3" Knob Extension for CPC Valve
- P/N – **SPC-EH** S/R - \$7.00

**AC-18**



- Aluminum Tube that connects the gas line to the burner or gas control valve
- P/N – **AC-18** S/R - \$15.00

**REG**



- Regulator
- P/N  
**REG 4** (4" WC Nat. Gas) S/R - \$25.00  
**REG 10** (10" WC LP Gas) S/R - \$25.00

## Parts (cont)

**PPH-6**



- 3/8" Brass Plug  
P/N – **PPH-6** S/R - \$3.50

**EL-6**



- 3/8" Black Elbow  
P/N – **EL-6** S/R - \$3.00

**N-6X2.5**




- 3/8" X 2 1/2" Black Pipe  
P/N – **N-6X2.5** S/R - \$2.00

**50-6-8**



- 1/2" FE X 3/8" FL  
Brass Elbow  
P/N – **50-6-8** S/R - \$6.00

**PPH-2 and 49-6-6Z2**



- 3/8" MIPX1/8" FIP 90  
and Orifice (PPH-2)  
P/N – **49-6-6Z2** S/R - \$6.00  
P/N – **PPH-2** S/R - \$3.50

**46-6-8**



- 1/2" FE X 3/8" FL  
Brass Connector  
P/N – **46-6-8** S/R - \$3.50

## Flex Connectors

**FCNW-18** (Vented or Vent-Free)



- 18" length Non-Whistling Flex Connector. Can be used with any Vented or Vent-Free sets.  
P/N – **FCNW-18** S/R - \$29.00

**FC-24** (Vent-Free Only)



- 24" length Flex connector that can be used with Vent-Free sets only.
- **IMPORTANT:** Will produce whistling with Vented sets  
P/N – **FC-24** S/R - \$27.00

**FC-16** (Vent-Free Only)



- 16" length Flex connector that can be used with Vent-Free sets only.
- **IMPORTANT:** Will produce whistling with Vented sets  
P/N – **FC-16** S/R - \$25.00

# Control Valves

**JCA**



S/R Price - \$39.00

- Manual Valve for JCA-PO kit

**GV**



S/R Price - \$29.00

- Manual Valve for GVEH kit

**CPC-C**



S/R Price - \$79.00

- Manual Pilot Valve for CPE-PO kit

**RSMVNG-C**



S/R Price - \$203.00

- Millivolt Valve for RME-PO kit

**RSBMV-C**



S/R Price - \$279.00

- High Capacity Millivolt Valve for RMBE-PO Pilot Kit