

# PETERSON REAL FYRE *VENT-FREE* GAS LOGS & FIREPLACE ACCESSORIES



### TO USE THIS PRICE SHEET

-1- Select Burner System. -2- Select Log Style Design. -3- Select Log Size. -4- Select Controls and Accessories.

<u>VENT-FREE BURNERS</u>	<u>VENT FREE LOG STYLES</u>	<u>FYRE GLASS &amp; FYRE GEMS SERIES</u>	
<p><b>G8E:</b> Vent-Free Burner System</p> <p><b>G9*:</b> Vent-Free Burner System</p> <p><b>G10:</b> Vent-Free I-2000 Plus Burner System</p> <p><b>G10-SS:</b> Vent-Free Stainless Steel Burner System</p> <p><b>G18*:</b> Vent-Free Burner System</p> <p><b>G21*:</b> Vent-Free Glass System</p>	<p><b>G8E STYLES</b></p> <p>VO8E: Valley Oak</p> <p><b>G9 STYLES</b></p> <p>RD9*: Golden Oak Designer S9*: Split Oak</p> <p><b>G10 STYLES</b></p> <p>CHFR: Charred Frontier Oak CHAS: Charred Aged Split</p> <p><b>G18 STYLES</b></p> <p>EVC*: Evening Fyre Charred EFV*: Evening Fyre ESV*: Evening Fyre Split</p>	<p><b>G21 Style</b></p>	
		<b>FYRE GLASS</b>	<b>FYRE GEMS</b>
		<p>GL-F: Azuria</p> <p>GL-FR: Azuria Refl.</p> <p>GL-B: Black</p> <p>GL-BR: Black Refl.</p> <p>GL-Z: Bronze</p> <p>GL-ZR: Bronze Refl.</p> <p>GL-N: Caribbean Blue</p> <p>GL-NR: Caribbean Blue Refl.</p> <p>GL-C: Clear</p> <p>GL-QR: Copper Refl.</p> <p>GL-E: Emerald</p> <p>GL-ER: Emerald Refl.</p> <p>GL-HR: Gold Refl.</p> <p>GL-S: Sapphire</p> <p>GL-W: Star Fyre</p>	<p>GLG-B: Black Granite</p> <p>GLG-J: Black Pearl</p> <p>GLG-T: Blue Topaz</p> <p>GLG-D: Champagne</p> <p>GLG-R: Coral Reef</p> <p>GLG-A: Deep Amber</p> <p>GLG-E: Emerald</p> <p>GLG-C: Glacier</p> <p>GLG-K: Koi</p> <p>GLG-M: Mint</p> <p>GLG-P: Platinum</p> <p>GLG-S: Sapphire</p>
		<b>DIAMOND NUGGET SERIES</b>	
		<p>GLD-C: Clear</p> <p>GLD-SB: Steel Blue</p> <p>GLD-R: Rosé</p>	<p>GLD-PB: Pacific Blue</p> <p>GLD-L: Lavender</p> <p>GLD-E: Emerald</p>

\*Note: For See-Thru add a "-2"

**PURCHASE INFO. KEY**

PRICE.<sup>00</sup>  
weight#

For all model numbers:  
\*\* = Insert size

<b>I VENT FREE COMPLETE GAS LOG SETS</b>	<b>2</b>
<b>II VENT FREE BURNER SYSTEMS ONLY</b>	<b>3</b>
<b>III VENT FREE GAS LOGS ONLY</b>	<b>3</b>
<b>IV FYRE GLASS &amp; FYRE GEMS</b>	<b>4</b>
<b>V INDIVIDUAL VENT FREE GAS LOGS ONLY</b>	<b>4</b>
<b>VI VENT FREE ACCESSORIES &amp; REPLACEMENT PARTS</b>	<b>4</b>

**A. G8E SERIES VALLEY OAK GAS LOG SETS**



VOG8E-16



VOG8E-24

**G8E Series Gas Log Sets with Manual Control Valve are ANSI Certified and Include:**  
Vent Free Gas Logs • Decorative Front Panel • Certified Vent Free Burner with pre-assembled Control Valve and ODS Safety System • Custom Grate • Connector Kit  
Shipped for use w/Natural Gas-specify if for Propane Gas by adding a "P" to the model number (e.g. VOG8E-16P).

**B. G9 SERIES GAS LOG SETS**



**G9 Series Vent Free Gas Log Sets are ANSI Certified and Include:**  
Vent Free Gas Logs • Certified Vent Free Burner with pre-assembled Control Valve and ODS Safety System • Custom Grate • Connector Kit • Glowing Embers • Bryte Coals • Lava-Fyre Granules  
Shipped for use w/Natural Gas-specify if for Propane Gas by adding a "P" to the model number (e.g. RDG9-24P).

**C. G10 SERIES GAS LOG SETS  
FEATURING THE VENT FREE I-2000  
PLUS BURNER SYSTEM**



**G10 Series Vent Free Gas Log Sets are ANSI Certified and Include:**  
Vent Free Gas Logs • Certified Vent Free Burner with pre-assembled Control Valve and ODS Safety System • Custom Grate • Connector Kit • Glowing Embers • Bryte Coals • Lava-Fyre Granules  
Shipped for use w/Natural Gas-specify if for Propane Gas by adding a "P" to the model number (e.g. CHTG10-24P).  
For Stainless Steel Burner System add a "-SS" to the burner and \$422.00 to the list price (e.g. CHFRG10-24-15-SS)

**D. G18 SERIES**



**G18 Series Vent Free Gas Logs sets are ANSI certified and include:**  
Vent Free Gas Logs • Certified Vent Free Burner with pre-assembled Control Valve and ODS Safety System • Custom Grate • Connector Kit • Glowing Embers • Bryte Coals • Lava-Fyre Granules • Wood Chunks  
Shipped for use with Natural Gas. Specify if for Propane Gas by adding a "P" to the model No. (e.g. EFVG18-24P).

**E. G21 SERIES**



**G21 Series Vent-Free Glass sets are ANSI certified and include:**  
Fyre Glass or Fyre Gems • Stainless steel Certified Vent-Free Burner with pre-assembled Remote Control Valve and ODS Safety System • Polished Reflective Panel • See Thru includes Glass Front Panels  
†† add color of glass or gems (see page 1 or 4)  
Amount of glass required is 7½ lbs for 18", 10 lbs for 24", and 15 lbs for 30".  
(18" See Thru 10 lbs & 24" See Thru 12½ lbs)

\* Remote systems include basic Transmitter and Receiver

All Vent- Free sets packed in two cartons:  
See Page 3 for individual cartons

Style	Fireplace	No.	16"	20"	24"
VALLEY OAK	Manual	VOG8E-** 20,000 BTU	504.00	532.00	560.00
	Remote*	VOG8E-**-12 20,000 BTU	740.00	768.00	796.00
VALLEY OAK	Manual	VOG8E-**R 9,500 BTU	504.00	532.00	560.00
	Remote*	VOG8E-**R-12 9,500 BTU	740.00	768.00	796.00

Style	Fireplace	No.	20"	24"	30"
GOLDEN OAK DESIGNER	Manual	RDG9-**	611.00	627.00	682.00
	Remote*	RDG9-**-12	847.00	863.00	918.00
	Variable Remote	RDG9-**-15	911.00	927.00	982.00
	See-Thru Remote*	RDG9-2-**-12		1144.00	
SPLIT OAK	Manual	SG9-**	626.00	646.00	703.00
	Remote*	SG9-**-12	862.00	882.00	939.00
	Variable Remote	SG9-**-15	926.00	946.00	1003.00
	See-Thru Remote*	SG9-2-**-12		1178.00	

Style	Fireplace/Log Style	No.	16/18"	24"	30"
CHARRED FRONTIER OAK	Manual	CHFRG10-**	795.00	901.00	972.00
	Remote*	CHFRG10-**-12	1031.00	1137.00	1208.00
	Variable Remote*	CHFRG10-**-15	1095.00	1201.00	1272.00
	Electronic Remote*	CHFRG10-**-01V	1305.00	1411.00	1482.00
CHARRED AGED SPLIT	Manual	CHASG10-**	821.00	931.00	1002.00
	Remote*	CHASG10-**-12	1057.00	1167.00	1238.00
	Variable Remote*	CHASG10-**-15	1121.00	1231.00	1302.00
	Electronic Remote*	CHASG10-**-01V	1331.00	1441.00	1512.00

Style	Fireplace	No.	16"/18"	24"	30"
EVENING Fyre CHARRED	Manual	ECVG18-**	910.00	1026.00	1092.00
	Remote*	ECVG18-**-12	1146.00	1262.00	1328.00
	Variable Remote*	ECVG18-**-15	1210.00	1326.00	1392.00
	Electronic Remote*	ECVG18-**-01V	1420.00	1536.00	1602.00
	See-thru Remote	ECVG18-2-**-12	1401.00	1517.00	
	See-thru Variable Remote*	ECVG18-2-**-15	1465.00	1581.00	

Style	Fireplace	No.	16"/18"	24"	30"
EVENING Fyre (EFV)	Manual	EFVG18-**	877.00	988.00	1052.00
	Remote*	EFVG18-**-12	1113.00	1224.00	1288.00
	Variable Remote*	EFVG18-**-15	1177.00	1288.00	1352.00
	Electronic Remote*	EFVG18-**-01V	1387.00	1498.00	1562.00
	See- thru Remote*	EFVG18-2-**-12	1363.00	1481.00	
	See- thru Variable Remote*	EFVG18-2-**-15	1427.00	1545.00	

Style	Fireplace	No.	16"/18"	24"	30"
EVENING Fyre SPLIT (ESV)	Manual	ESVG18-**	902.00	1018.00	1081.00
	Remote*	ESVG18-**-12	1138.00	1254.00	1317.00
	Variable Remote*	ESVG18-**-15	1202.00	1318.00	1381.00
	Electronic Remote*	ESVG18-**-01V	1412.00	1528.00	1591.00
	See-thru Remote	ESVG18-2-**-12	1392.00	1510.00	
	See-thru Variable Remote*	ESVG18-2-**-15	1456.00	1574.00	

Style	Fireplace	No.	16"/18"	24"	30"
FYRE GLASS	Remote*	G21-GL-††-**-12	1032.00	1096.00	1213.00
	Remote* w/ Gold Trim	G21-GL-††-**G-12	1053.00	1123.00	1249.00
	See-Thru Remote*	G21-GL-2-††-**-12	1216.00	1320.00	
	See-Thru Remote* w/Gold Trim	G21-GL-2-††-**G-12	1258.00	1373.00	
FYRE GEMS	Remote*	G21-GLG-††-**-12	1022.00	1087.00	1193.00
	Remote* w/ Gold Trim	G21-GLG-††-**G-12	1043.00	1114.00	1229.00
	See-Thru Remote*	G21-GLG-2-††-**-12	1207.00	1304.00	
	See-Thru Remote* w/Gold Trim	G21-GLG-2-††-**G-12	1249.00	1358.00	

## II VENT FREE BURNER SYSTEMS

### A. G8E SERIES BURNERS

G8E Series Burners are ANSI Certified and include:  
 Certified Vent Free Burner with pre-assembled Control Valve and ODS Safety System • Custom Grate • Connector Kit •



Style / Wt.	Fireplace	No.	16"/20"/24"
<b>G8E</b> 20,000 BTU's 12#	Manual	G8E-**-	297. <sup>00</sup>
	Remote*	G8E-**-12	533. <sup>00</sup>
<b>G8E</b> 9,500 BTU's 12#	Manual	G8E-**-R	297. <sup>00</sup>
	Remote*	G8E-**-R-12	533. <sup>00</sup>

### B. G9 SERIES BURNERS

G9, G10, G18 Series Burner Systems are ANSI Standard Certified and include:  
 Certified Vent Free Burner with pre-assembled Control Valve and ODS Safety System • Custom Grate • Connector Kit • Glowing Embers • Bryte Coals • Lava-Fyre Granules  
 Shipped for use w/Natural Gas-specify if for Propane Gas by adding a "P" to the model number (e.g. G9-20/24/30P).




Style / Wt.	Fireplace	No.	20"/24"/30"
<b>G9</b> 22-23#	Manual	G9-**-	417. <sup>00</sup>
	Remote*	G9-**-12	653. <sup>00</sup>
	Variable Remote	G9-**-15	717. <sup>00</sup>
<b>G9 See Thru</b> 36#	See-Thru Remote*	G9-2-**-12	865. <sup>00</sup>

### C. G10 SERIES BURNERS

Style / Wt.	Fireplace	No.	16"/18"	24"/30"
<b>G10</b> STAINLESS STEEL 16"/18" - 22-25# 24"/30" - 26-30#	Manual	G10-**-SS	969. <sup>00</sup>	1040. <sup>00</sup>
	Remote*	G10-**-12-SS	1205. <sup>00</sup>	1276. <sup>00</sup>
	Variable Remote*	G10-**-15-SS	1269. <sup>00</sup>	1340. <sup>00</sup>
	Electronic Remote*	G10-**-01V-SS	1479. <sup>00</sup>	1550. <sup>00</sup>

Style / Wt.	Fireplace	No.	16"/18"	24"/30"
<b>G10</b> 16"/18" - 22-25# 24"/30" - 26-30#	Manual	G10-**-	547. <sup>00</sup>	618. <sup>00</sup>
	Remote*	G10-**-12	783. <sup>00</sup>	854. <sup>00</sup>
	Variable Remote*	G10-**-15	847. <sup>00</sup>	918. <sup>00</sup>
	Electronic Remote*	G10-**-01V	1057. <sup>00</sup>	1128. <sup>00</sup>

### D. G18 SERIES BURNERS



\* Remote systems include basic Transmitter and Receiver.

Style / Wt.	Fireplace	No.	16"/18"	24"/30"
<b>G18</b> Standard - 26-30# S/T - 35-40#	Manual	G18-**-	607. <sup>00</sup>	681. <sup>00</sup>
	Remote*	G18-**-12	843. <sup>00</sup>	917. <sup>00</sup>
	Variable Remote*	G18-**-15	907. <sup>00</sup>	981. <sup>00</sup>
	Electronic Remote*	G18-**-01V	1117. <sup>00</sup>	1191. <sup>00</sup>
	See-Thru Remote*	G18-2-**-12	1018. <sup>00</sup>	1092. <sup>00</sup>
	See-Thru Variable Remote*	G18-2-**-15	1082. <sup>00</sup>	1156. <sup>00</sup>

### E. G21 SERIES BURNERS




Style / Wt.	Fireplace	No.	18"	24"	30"
<b>G21 Glass</b> Standard - 20-30# S/T - 25-35#	Remote*	G21-GL-**-12	971. <sup>00</sup>	1019. <sup>00</sup>	1091. <sup>00</sup>
	Remote* W/ Gold Trim	G21-GL-**-G-12	992. <sup>00</sup>	1046. <sup>00</sup>	1127. <sup>00</sup>
	See-Thru Remote*	G21-GL-2-**-12	1139. <sup>00</sup>	1218. <sup>00</sup>	
	See-Thru Remote* W/ Gold Trim	G21-GL-2-**-G-12	1181. <sup>00</sup>	1272. <sup>00</sup>	

## III VENT FREE GAS LOGS ONLY

### G8E, G9, G10 & G18 SERIES

#### A. G8E SERIES LOGS

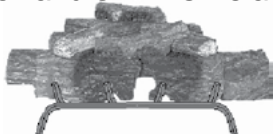


#### B. G9 SERIES LOGS



Vent Free Logs Only Include:  
 Specially designed logs for use with Specified Burner Systems only.

#### C. G10 SERIES LOGS



#### D. G18 SERIES LOGS



Style / Wt.	Fireplace	No.	16"	20"	24"
<b>VALLEY OAK</b>	Standard	VO8E-**-	207. <sup>00</sup>	235. <sup>00</sup>	263. <sup>00</sup>
			25#	29#	35#

Style	Fireplace	No.	20"	24"	30"
<b>GOLDEN OAK DESIGNER</b>	Standard	RD9-**-	194. <sup>00</sup>	210. <sup>00</sup>	265. <sup>00</sup>
	See Thru	RD9-2-**-	32#	279. <sup>00</sup>	49#
<b>SPLIT OAK</b>	Standard	S9-**-	209. <sup>00</sup>	229. <sup>00</sup>	286. <sup>00</sup>
	See Thru	S9-2-**-	31#	34#	48#
				313. <sup>00</sup>	50#

Style	Fireplace	No.	16/18"	24"	30"
<b>CHARRED FRONTIER OAK</b>	Standard	CHFR-**-	248. <sup>00</sup>	283. <sup>00</sup>	354. <sup>00</sup>
	Ceramic Refractory		35#	41#	48#
<b>CHARRED AGED SPLIT</b>	Standard	CHAS-**-	274. <sup>00</sup>	313. <sup>00</sup>	384. <sup>00</sup>
	Ceramic Refractory		35#	41#	48#

Style	Fireplace	No.	16/18"	24"	30"
<b>EVENING FYRE CHARRED</b>	Standard	ECV-**-	303. <sup>00</sup>	345. <sup>00</sup>	411. <sup>00</sup>
	See-Thru	ECV-2-**-	33#	38#	44#
<b>EVENING FYRE</b>	Standard	EFV-**-	383. <sup>00</sup>	425. <sup>00</sup>	
	See-Thru	EFV-2-**-	45#	52#	
<b>EVENING FYRE</b>	Standard	EFV-**-	270. <sup>00</sup>	307. <sup>00</sup>	371. <sup>00</sup>
	See-Thru	EFV-2-**-	35#	41#	48#
<b>EVENING FYRE SPLIT</b>	Standard	ESV-**-	345. <sup>00</sup>	389. <sup>00</sup>	
	See-Thru	ESV-2-**-	50#	55#	
<b>EVENING FYRE SPLIT</b>	Standard	ESV-**-	295. <sup>00</sup>	337. <sup>00</sup>	400. <sup>00</sup>
	See-Thru	ESV-2-**-	35#	41#	48#
			374. <sup>00</sup>	418. <sup>00</sup>	
			50#	55#	

FYRE GLASS COLORS	5# Package \$41.00	7.5# Package \$61.00	10# Package \$77.00	10# Jar \$81.00 <b>NEW!</b>	10# Jar 6-Pack \$471.00 <b>NEW!</b>	40# Bucket \$310.00
AZURIA	GL-5-F	GL-7-F	GL-10-F	GL-10J-F	GL-10J-F-6	GL-40-F
AZURIA REFLECTIVE	GL-5-FR	GL-7-FR	GL-10-FR	GL-10J-FR	GL-10J-FR-6	GL-40-FR
BLACK	GL-5-B	GL-7-B	GL-10-B	GL-10J-B	GL-10J-B-6	GL-40-B
BLACK REFLECTIVE	GL-5-BR	GL-7-BR	GL-10-BR	GL-10J-BR	GL-10J-BR-6	GL-40-BR
BRONZE	GL-5-Z	GL-7-Z	GL-10-Z	GL-10J-Z	GL-10J-Z-6	GL-40-Z
BRONZE REFLECTIVE	GL-5-ZR	GL-7-ZR	GL-10-ZR	GL-10J-ZR	GL-10J-ZR-6	GL-40-ZR
CARIBBEAN BLUE	GL-5-N	GL-7-N	GL-10-N	GL-10J-N	GL-10J-N-6	GL-40-N
CARIBBEAN BLUE RFL	GL-5-NR	GL-7-NR	GL-10-NR	GL-10J-NR	GL-10J-NR-6	GL-40-NR
CLEAR	GL-5-C	GL-7-C	GL-10-C	GL-10J-C	GL-10J-C-6	GL-40-C
COPPER REFLECTIVE	GL-5-QR	GL-7-QR	GL-10-QR	GL-10J-QR	GL-10J-QR-6	GL-40-QR
EMERALD	GL-5-E	GL-7-E	GL-10-E	GL-10J-E	GL-10J-E-6	GL-40-E
EMERALD RFL	GL-5-ER	GL-7-ER	GL-10-ER	GL-10J-ER	GL-10J-ER-6	GL-40-ER
GOLD REFLECTIVE	GL-5-HR	GL-7-HR	GL-10-HR	GL-10J-HR	GL-10J-HR-6	GL-40-HR
SAPPHIRE	GL-5-S	GL-7-S	GL-10-S	GL-10J-S	GL-10J-S-6	GL-40-S
STAR FYRE	GL-5-W	GL-7-W	GL-10-W	GL-10J-W	GL-10J-W-6	GL-40-W



FYRE GEM COLORS	5# Package \$35.00	7.5# Package \$51.00	10# Package \$68.00	10# Jar \$72.00 <b>NEW!</b>	10# Jar 6-Pack \$420.00 <b>NEW!</b>	40# Bucket \$262.00
BLACK GRANITE	GLG-5-B	GLG-7-B	GLG-10-B	GLG-10J-B	GLG-10J-B-6	GLG-40-B
BLACK PEARL	GLG-5-J	GLG-7-J	GLG-10-J	GLG-10J-J	GLG-10J-J-6	GLG-40-J
BLUE TOPAZ	GLG-5-T	GLG-7-T	GLG-10-T	GLG-10J-T	GLG-10J-T-6	GLG-40-T
CHAMPAGNE	GLG-5-D	GLG-7-D	GLG-10-D	GLG-10J-D	GLG-10J-D-6	GLG-40-D
CORAL REEF	GLG-5-R	GLG-7-R	GLG-10-R	GLG-10J-R	GLG-10J-R-6	GLG-40-R
DEEP AMBER	GLG-5-A	GLG-7-A	GLG-10-A	GLG-10J-A	GLG-10J-A-6	GLG-40-A
EMERALD	GLG-5-E	GLG-7-E	GLG-10-E	GLG-10J-E	GLG-10J-E-6	GLG-40-E
GLACIER	GLG-5-C	GLG-7-C	GLG-10-C	GLG-10J-C	GLG-10J-C-6	GLG-40-C
KOI	GLG-5-K	GLG-7-K	GLG-10-K	GLG-10J-K	GLG-10J-K-6	GLG-40-K
MINT	GLG-5-M	GLG-7-M	GLG-10-M	GLG-10J-M	GLG-10J-M-6	GLG-40-M
PLATINUM	GLG-5-P	GLG-7-P	GLG-10-P	GLG-10J-P	GLG-10J-P-6	GLG-40-P
SAPPHIRE	GLG-5-S	GLG-7-S	GLG-10-S	GLG-10J-S	GLG-10J-S-6	GLG-40-S



DIAMOND NUGGET COLORS	5# Package \$41.00	7.5# Package \$61.00	10# Package \$77.00	10# Jar \$81.00 <b>NEW!</b>	10# Jar 6-Pack \$471.00 <b>NEW!</b>	40# Bucket \$310.00
CLEAR	GLD-5-C	GLD-7-C	GLD-10-C	GLD-10J-C	GLD-10J-C-6	GLD-40-C
STEEL BLUE	GLD-5-SB	GLD-7-SB	GLD-10-SB	GLD-10J-SB	GLD-10J-SB-6	GLD-40-SB
ROSÉ	GLD-5-R	GLD-7-R	GLD-10-R	GLD-10J-R	GLD-10J-R-6	GLD-40-R
PACIFIC BLUE	GLD-5-PB	GLD-7-PB	GLD-10-PB	GLD-10J-PB	GLD-10J-PB-6	GLD-40-PB
EMERALD	GLD-5-E	GLD-7-E	GLD-10-E	GLD-10J-E	GLD-10J-E-6	GLD-40-E



**V INDIVIDUAL VENT-FREE GAS LOGS ONLY**

To Order: Specify Log Style and then Size (i.e. CHFRL-20BR)

A. G8 SERIES	STYLE	No.	8"tl	8"ty	10"tl	11"tr	12"br	16"bf	20"bf	24"bf	Image						
	VALLEY OAK	VOL8E		29.00	29.00	31.00	35.00	58.00	67.00	95.00	127.00						
B. G9 SERIES	LOGS STYLE (Top & Bottom)	No.	8"tr-2	8"t-2	10"ty-2	9"ty	10"tc	10"tr	10"ty	11"t	11"tl	17"br	20"bf	20"br	24"bf	24"bf-2	30"bf
	GOLDEN OAK DESIGNER	RDL9	27.00	28.00	28.00	30.00	30.00	30.00	33.00		33.00	58.00	85.00	85.00	94.00	94.00	123.00
SPLIT OAK	SL9	29.00	31.00	31.00	33.00	33.00	33.00	36.00	33.00	36.00	63.00	90.00	90.00	97.00	97.00	127.00	
C. G10 SERIES	LOGS STYLE (Top & Bottom)	No.	6"tc	7"t	9"tr	10"t	11"tl	12"tr	12"tl	14"tr	15"tl	15"br	16"/18"bf	20"br	24"bf	24"br	30"bf
	CHARRED FRONTIER OAK (G10)	CHFRL	27.00	29.00	31.00	33.00	34.00	42.00	42.00	49.00	49.00	68.00	85.00	95.00	102.00	102.00	126.00
CHARRED AGED SPLIT (G10)	CHASL	30.00	32.00	34.00	36.00	37.00	45.00	45.00	53.00	53.00	72.00	90.00	100.00	106.00	106.00	130.00	
D. G18 SERIES	TOP LOGS STYLE	No.	8"t	9"t	10"t	11"tr	12"t	12"tl	12ty	13"t	13ty	17"ty	-2-11ty	-2-9t	-2-10t	-2-12t	
	EVENING FYRE CHARRED	ECVL		41.00	42.00	45.00	49.00	49.00		51.00	51.00	74.00	51.00	43.00	45.00	53.00	
	EVENING FYRE	EFVL		40.00	40.00	40.00	44.00	44.00		47.00	47.00	69.00	45.00	38.00	40.00	46.00	
	EVENING FYRE SPLIT	ESVL	38.00	40.00	41.00	44.00	47.00		49.00			72.00	49.00	41.00	43.00	50.00	
BOTTOM LOGS STYLE		No.	15"br	18"bf	20"br	24"bf	24"br	30"bf	-2-18B1	-2-18B2	-2-24BF						
EVENING FYRE CHARRED	ECVL	77.00	96.00	103.00	113.00	113.00	154.00	96.00	96.00	112.00							
EVENING FYRE	EFVL	71.00	90.00	96.00	104.00	104.00	147.00	90.00	90.00	104.00							
EVENING FYRE SPLIT	ESVL	75.00	94.00	100.00	109.00	109.00	150.00	94.00	94.00	109.00							

**VI VENT-FREE ACCESSORIES & REPLACEMENT PARTS — G8, G9, G10 & G18 SERIES**

**REMOTE COMPATIBLE OPTIONS** Order these options separately from your log/burner set.

NO.	DESCRIPTION	PRICE
RR-1A	Basic On/OFF Receiver/Transmitter Set	85.00
RR-2A	Deluxe On/OFF Receiver/Transmitter Set	123.00
VR-1A	Basic Variable Receiver/Transmitter Set for "15" models	102.00
VR-2A	Deluxe Variable Receiver/Transmitter Set for "15" models	140.00
WCDC-1	Wood Chunk Decorative Cover	32.00
PCDC-1	Pine Cone Decorative Cover	32.00
TS-12	Thermostat Control ("12" Product Only)	54.00
PCC-1	Pine Cone Crackler complete with cover	110.00
WCC-1	Woodchip Crackler complete with cover	110.00
WS-1	Wall Switch, Cover and Wiring ("12" Product Only)	47.00
WS-2	Wall Timer, Cover and Wiring ("12" Product Only)	115.00
WS-3	Wall Switch, Cover and Wiring ("15" Product Only)	58.00
WS-6	Wall Switch ("01V" Product Only)	97.00
TR-03	Power Supply ("01V" Product Only)	87.00

OXYGEN DEPLETION SENSOR		
NO.	DESCRIPTION	PRICE
ODS-0001	Natural Gas	48.00
ODS-0002	Propane Gas	48.00
ODS-0003	Natural Gas with "12" Valve	92.00
ODS-0004	Propane Gas with "12" Valve	92.00

**VENT FREE VALVE & CONTROL BODY OPTIONS**

NO.	DESCRIPTION	PRICE
SV-18	Valve for G8 Manual (Natural or Propane)	98.00
SV-26	Valve for G9, G10 & G18 Manual (Natural)	79.00
SV-27	Valve for G9, G10 & G18 Manual (L.P.)	79.00
SV-24	Control Body for G10-15 & G18-15 (Natural)	256.00
SV-25	Control Body for G10-15P & G18-15P (Propane)	256.00
SV-8	Control Body for Remote Style (-12) G8, G9, G10 & G18 (Natural)	208.00
SV-8P	Control Body for Remote Style (-12p) G8, G9, G10, & G18 (Propane)	208.00
SV-43	Control Body for Remote Style (-12) G21 (Natural)	208.00
SV-43P	Control Body for Remote Style (-12p) G21 (Propane)	208.00
SV-42	Control Body For Variable Remote Style (O1V) G10 & G18	296.00
SV-41	Control Body For Variable Remote Style (O1VP) G10 & G18	296.00

ACCESSORIES		
NO.	DESCRIPTION	PRICE
FH-01BL	Flat Black Enamel Fireplace Hood	204.00
FH-01PB	Polished Plated Brass Fireplace Hood	230.00
DP-2	Valley Oak Wood Chips and Pine Cones	51.00
LFC-6	Lava Fyre Coals - Wt. 6#	21.00
LF-5	Lava Fyre Granules - Wt. 5#	16.00

Fireplace hood may be required if minimum clearances are not met. Hood is adjustable from 28" to 48", and must cover the entire fireplace opening. See Installation and Operating Instructions.