



Quality Products since 1883

**800.544.1307**

# 2014-2015 CATALOG

FIREPLACE, CHIMNEY, HEARTH  
& PROFESSIONAL GRADE PRODUCTS

## AT RUTLAND PRODUCTS WE ARE ALWAYS CREATING NEW WAYS TO HELP YOU INCREASE YOUR BUSINESS AND PROFITABILITY

### 6 NEW ITEMS!



#### FIREPLACE & STOVE DEODORANT

Eliminates stale odors in chimneys, stoves and fireplaces when not in use; especially during the humid summer months. Deodorizes up to 1200 cubic feet.

85V	Variety Pack (3 each)	1.5 fl oz	12/cs	3.2 lbs
85L	Lemon Zest	1.5 fl oz	12/cs	3.2 lbs
85C	Sweet Cherry	1.5 fl oz	12/cs	3.2 lbs
85N	First Rain	1.5 fl oz	12/cs	3.2 lbs
85M	Fresh Mint	1.5 fl oz	12/cs	3.2 lbs



**MAGIC WOOLLY BULLY** Reusable Dry Glass Cleaner  
Removes soot, creosote and grime from fireplace and stove glass, ceramic cooktops and more. Because of its unique design no liquid or cleaning agent is needed.

88      2 Cleaners      12/cs      1 lbs



#### WAX PACKET FIRE STARTER

Individually wrapped, pocket-sized wax fire starters make these especially great for camping and traveling. 100% pure wax.

49WP      24 Packets      6/cs      3.6 lbs

**FAST, ON-TIME & COMPLETE SHIPMENTS.  
SECOND TO NONE!**

4	<b>FIRE STARTERS</b>
5	<b>RAINBOW FLAME® CRYSTALS</b>
6-7	<b>CREOSOTE &amp; SOOT REMOVERS</b>
8-9	<b>CEMENTS &amp; MORTARS</b>
10	<b>SILICONES &amp; ADHESIVES</b>
10-11	<b>GASKETING &amp; INSULATION</b>
12-13	<b>POLISHES, PAINT &amp; CLEANERS</b>
14-15	<b>GAS LOG MAINTENANCE</b>
16	<b>ACCESSORIES</b> Stove Thermometer, Gloves, Fire Brick and Fireplace Deodorant
17-18	<b>HOME &amp; CHIMNEY CARE</b> Sealers, Caulks, Chimney Shield Products, Patching Products and more
19-20	<b>BRUSHES, RODS &amp; ADAPTERS</b>
21-27	<b>PRO SWEEP PRODUCTS</b> Brushes, Rods, Tools, Chemicals and Vacuums
28-29	<b>PLANOGRAM PROGRAMS</b>
30	<b>APPENDIX</b>
31	<b>SEQUENTIAL ITEM LISTING</b>



# FIRE STARTERS

4



## SAFE LITE® FIRE STARTERS **F W P O I**

Safe alternative to liquid fire starters. Environmentally-friendly, compressed wood chip and wax based squares contain 10% recycled wood and paper fiber. Easy to light even when wet. Non-toxic and will not flavor food. Complies with South Coast Air Quality Management District (SCAQMD) rule 1174.

50B	144 Squares	8/cs	42 lbs
50C	24 Squares	24/cs	22 lbs



## ONE MATCH® GELLED FIRE STARTER **F W P O I**

A superior gelled alcohol formulation for starting any fire. Odor free and will not flavor food. Easy to use, fast and effective for starting fires without flare-up. For use in fireplaces, campfires, firepits, BBQ grills, chimineas and wood, pellet, coal or corn stoves.

48	8 fl oz	12/cs	6.5 lbs
49	16 fl oz	12/cs	13 lbs
49Q	32 fl oz	12/cs	25 lbs

**LIGHTS WITH  
ONE MATCH!**



## WAX PACKET FIRE STARTER **F W P O I**

Individually wrapped and pocket-sized makes these wax fire starters especially great for camping and traveling. 100% pure wax.

49WP	24 Packets	6/cs	3.6 lbs
------	------------	------	---------

**Rutland Fire Starters are  
the best way to start any  
fire, whether indoors or out!**



# RAINBOW FLAME® CRYSTALS

## RAINBOW FLAME® CRYSTALS FWOI

Sprinkle onto wood fires to enjoy long lasting blue and green flames. A family favorite! Use in indoor or outdoor fireplaces, wood stoves, campfires, chimineas and firepits.

715 1 lb 12/cs 15 lbs



Actual rainbow flames



## RAINBOW FLAME® STICKS FWOI

Toss into a brightly burning fire to enjoy blue and green flames. Use in indoor or outdoor fireplaces, wood stoves, campfires, chimineas and firepits. No measuring or mess. Stick burns to ash.

A. 715S Long 1.45 oz 24/cs 3 lbs  
B. 715C Short 1.5 oz 36/cs 4 lbs



A.




B.





# CREOSOTE REMOVERS

6



## RICKY'S TIPS

**ALL WOOD OR COAL FIRES PRODUCE CREOSOTE**, especially in an airtight heating system. The use of unseasoned or resinous wood creates further creosote buildup. Normally these deposits are flammable, sticky, tar-like substances and, if left untreated, can drastically reduce the efficiency of a heating unit or cause a dangerous chimney fire.

Rutland's creosote removal products change the creosote into a brushable ash. Deposits fall to the bottom of the chimney for easy removal. Be sure to check elbows often for blockage as creosote begins to loosen.

Use of our products does not eliminate the need for a regular professional chimney cleaning. For best results, and maximum safety, we recommend a professional chimney cleaning along with a preventive maintenance program using one of our creosote removal products.



### LIQUID CREOSOTE REMOVER **F W P I**

Effectively eliminates hazardous creosote buildup in pellet stoves, woodstoves, fireplace inserts, or free burning fireplaces. Can be sprayed in fire chamber or directly on wood. Safe to use with all types of chimneys. Heat activated at 265°F

97L	32 fl oz	6/cs	15 lbs
-----	----------	------	--------

- Most effective when used in air-controlled fires



### CREOSOTE REMOVER **F W I**

Turns creosote into a brushable ash in woodstoves, fireplace inserts and free-burning fireplaces. Safe to use with all types of chimneys. Heat activated at 265°F

97	1 lb	12/cs	14 lbs
98	2 lbs	6/cs	14 lbs

- Most effective when used in air-controlled fires



### CREOSOTE REMOVER STICK **F W I**

Controls creosote buildup in woodstoves, fireplace inserts, and free burning fireplaces. Toss-in action, no measuring or mess. Safe to use with all types of chimneys. Heat activated at 265°F

97S	3 oz	36/cs	9 lbs
-----	------	-------	-------

- Most effective when used in air-controlled fires



### CREOSOTE REMOVER 3-PACK **F W I**

Eliminates and removes hazardous creosote buildup in woodstoves, fireplace inserts, and free-burning fireplaces. Environmentally friendly packaging, retail 3-pack. Safe to use with all types of chimneys. Heat activated at 265°F

97G	3 - 3 oz canisters	12/cs	9.25 lbs
-----	--------------------	-------	----------

- Most effective when used in air-controlled fires



### SAFE-T-FLUE® CHIMNEY CLEANER **F W I**

Granular material that slowly vaporizes into the chimney, attacking soot and creosote deposits as they form, changing them into loose, brushable powder. Use in woodstoves, fireplace inserts, free-burning fireplaces, and furnaces. Safe to use with all types of chimneys without metal flues. Heat activated at 265°F

WI-21124	1 lb	24/cs	29 lbs
WI-21212	2 lb	12/cs	27 lbs
WI-21250	5 lb	6/cs	34 lbs

- Most effective when used in air-controlled fires

**F** Fireplace **W** Woodstove **P** Pellet Stove **I** Insert

# SOOT REMOVERS

## RUTLAND DURAFLAME® FLUE-RENEW® SOOT & CREOSOTE REMOVER **F W I**

Log is made with Rutland's Safe-T-Flue® Chimney Cleaner. Use in woodstoves, fireplace inserts, and free-burning fireplaces. Individually wrapped and easy to use.

Displays in a cut case.

Safe to use with all types of chimneys.

Heat activated at 265°F

00903    Display carton    9/cs    30 lbs



- Most effective when used in air-controlled fires

## SOOT SWEEP® SOOT REMOVER **F W I**

Changes soot buildup to a brushable ash in free-burning, non-airtight fireplaces, wood stoves, furnaces and boilers. Makes chimney cleaning easier and reduces the danger of chimney fires.

Safe to use with all types of chimneys.

Heat activated at 265°F

100    1 lb    12/cs    14 lbs  
100B    2 lbs    6/cs    14 lbs



- Most effective when used in non-air-controlled fires

## KWIK-SHOT® SOOT STOPPER STICK **F W I**

Controls soot buildup in free-burning fireplaces, non-airtight stoves, oil-fired furnaces and boilers.

Toss-in action, no measuring or mess.

Safe to use with all types of chimneys.

Heat activated at 265°F

100S    3 oz    36/cs    9.5 lbs



- Most effective when used in non-air-controlled fires

## KWIK-SHOT® SOOT STOPPER 3-PACK **F W I**

Controls soot buildup in free-burning fireplaces, non-airtight stoves, oil-fired furnaces and boilers.

Environmentally friendly packaging, retail 3-pack.

Safe to use with all types of chimneys.

Heat activated at 265°F

100G    3 - 3 oz canisters    12/cs    9 lbs



- Most effective when used in non-air-controlled fires

## GAS LOG SOOT REMOVER **G I**

Remove soot buildup from gas logs and make them look new again. Will not discolor logs or harm burners.

Note: Not for use on white gas logs like "birch" or fiber logs.

570-6    16 fl oz    6/cs    8 lbs  
570Q    16 fl oz    6/cs    NEW!



OTHER GAS PRODUCTS ON PAGES 14 & 15

# CEMENTS & MORTARS

8



## FIREPLACE MORTAR **F W P G I**

This is our original fireplace mortar. When fire cured it sets rock hard and as strong as firebrick. Colors match most mortars. Passes ASTM E136 and E72.

Use To: Patch fireplace fireboxes, bond firebrick to firebrick & re-point fireplace brick in the firebox.

Temperature Rating: 2000°F

Requires heat to cure

63	Black	10.3 fl oz Cartridge	12/cs	16 lbs
63B	Buff	10.3 fl oz Cartridge	12/cs	16.5 lbs
63G	Gray	10.3 fl oz Cartridge	12/cs	16 lbs



## DRY MIX 211® Suitable for Gasification Boilers/Furnaces **F W P G I**

Dry, ready-to-mix cement. This refractory mortar mix meets or exceeds all the requirements of the National Fire Protection Association NFPA 211 and NYSCMA Tek Spec. Suitable for use in most modern gasification technology units. **[Check owners manual for maximum temperature output].**

Use To: Join or repair masonry flue tile or as a parge coating for building fireboxes.

Temperature Rating: 2550°F

Does not require heat to cure

211	10 lbs	4/cs	44.5 lbs
-----	--------	------	----------



## STOVO® STOVE MORTAR **F W P G I**

Ready-to-use, pre-mixed, general purpose cement. Adheres to masonry and metal.

Use To: Repair stoves, fireplaces and furnaces; re-line firebrick in boilers and incinerators; prevent air leaks around flue and chimney joints and ash pit doors. May be painted once cured.

Temperature Rating: 2000°F

Requires heat to cure

615	32 fl oz	6/cs	25 lbs
-----	----------	------	--------



## REFRACTORY CEMENT **F W P G I**

Ready-to-use, pre-mixed, fiber-reinforced, high temperature, silicate mortar. Passes ASTM E136 and E72.

Use To: Set, coat or repair firebrick. Used extensively as the mortar between firebricks when building fireplace fireboxes. The ideal high-heat sealant for masonry-to-masonry joints less than 1/4" thick. Can be layered in 1/8" layers (allow 24 hours drying between layers).

Temperature Rating: 2000°F

Requires heat to cure

**SEE FIRE BRICKS ON PAGE 16**

610	64 fl oz	6/cs	50 lbs
611	128 fl oz	2/cs	32 lbs



## CASTABLE REFRACTORY CEMENT **F W P G O I**

Dry, ready-to-mix cement. Chemically sets and dries brick hard.

Use To: Cast custom shapes to replace worn-out firebrick or fill large holes in masonry firebox or as a solid stone bed. May also be used to build or repair outdoor fire pits.

Temperature Rating: 2200°F

Does not require heat to cure

12 1/2 lbs casts a block 12" x 12" x 1 1/2"

600	12 1/2 lbs	2/cs	27 lbs
601	25 lbs	Each	26.5 lbs



# CEMENTS & MORTARS

## FIREPLACE PATCH **F W P G O I**

Dry, ready-to-mix cement. When fire cured it sets rock hard and as strong as firebrick.

Use To: Fill a hole or crack in a masonry firebox or repair an outdoor firepit.

Temperature Rating: 2200°F

Does not require heat to cure

62	21 oz	12/cs	18 lbs
----	-------	-------	--------



## BLACK FURNACE CEMENT **F W P G I**

Ready-to-use, pre-mixed, high temperature, silicate cement. This has been the benchmark Furnace Cement for over 90 years. Makes joints smoke and gas tight.

Use To: Bond and seal metal to metal or masonry to metal joints under 1/8".

Install or reset furnaces or oil burners.

Temperature Rating: 2000°F

Requires heat to cure

64A	8 fl oz	12/cs	14 lbs
64C	10.3 fl oz Cartridge	12/cs	17.5 lbs
64	16 fl oz	12/cs	26 lbs
65	32 fl oz	6/cs	25 lbs



## CHIMNEY SWEEP® FURNACE CEMENT Suitable for Gasification Boilers/Furnaces **F W P G I**


Pre-mixed, heavy-bodied, high temperature, silicate cement. Suitable for use in most modern gasification technology units. **[Check owners manual for maximum temperature output].**

Use To: Bond and seal metal to metal joints or to repair or reset furnaces, wood or coal stoves, and fireplaces; fill gaps between masonry and metal.

Temperature Rating: 2700°F

Requires heat to cure

FSC8	8 fl oz	12/cs	15.5 lbs
FSC16	16 fl oz	12/cs	32 lbs
FSC32	32 fl oz	6/cs	29 lbs



## E-Z SPREAD FIBERGLASS STOVE GASKET CEMENT **F W P G I**

Creamy, smooth, silicate-ceramic cement.

Use To: Adhere fiberglass gasket cement to cast iron and steel.

Temperature Rating: 2000°F

Requires heat to cure

77E	2.3 fl oz Tube	12/cs	5 lbs
78E	10.3 fl oz Cartridge	12/cs	14 lbs



## STOVE & GASKET CEMENT THE ORIGINAL **F W P G I**

Silicate-ceramic stove cement.

Use To: Adhere all types of gasket materials to airtight stoves, make metal-to-metal or metal-to-masonry repairs.

Temperature Rating: 2000°F

Requires heat to cure

77	2.3 fl oz Tube	12/cs	6 lbs
77B	2.3 fl oz Tube	50/cs	20 lbs
78	10.3 fl oz Cartridge	12/cs	18 lbs





## 500°F RTV HIGH HEAT SILICONE SEALANT **F W P G O I**

Forms a tough, rubbery seal and maintains its flexibility.

Use To: Seal fireplace inserts, repair solar panels and flashings, apply ceramic tiles or anywhere a black or translucent permanent elastic seal is needed. Adheres to glass, metal, most plastics, fiberglass, aluminum, wood, brick and slate.

Acetoxy cure. Meets ASTM C920-86.

76	Black	10.3 fl oz Cartridge	12/cs	10 lbs
76A	Black	2.7 fl oz Tube	12/cs	3 lbs
76C	Clear	10.3 fl oz Cartridge	12/cs	10 lbs
76CT	Clear	2.7 fl oz Tube	12/cs	3 lbs



## 600°F RTV SILICONE SEALANT The Best High Temperature Sealant **F W P G O I**

Forms a permanent, elastic, rubbery seal.

Excellent adhesion to most surfaces.

Use To: Seal fireplace inserts, repair solar panels, flashings, apply ceramic tiles or anywhere a black or red permanent elastic seal is needed. Adheres to glass, metal, most plastics, fiberglass, aluminum, wood, brick and slate.

Neutral cure (no odor).

76RT	Red	2.7 fl oz Tube	12/cs	3 lbs
76R	Red	10.3 fl oz Cartridge	12/cs	10 lbs
76B	Black	10.3 fl oz Cartridge	12/cs	10 lbs

**VOTED BEST PRODUCT**



## SEAL IT RIGHT® NON-PERMANENT SEALANT

Forms a non-permanent gasket that expands and contracts with heat variations. Easily removed for cleaning and inspection.

Use To: Install and maintain direct vent appliances, gas burning systems, pellet stoves, and metal flues for wood and coal burning stoves and much more.

Temperature Rating: 800°F continuously

No harsh odors. Latex cleans up with water.

Not an adhesive.



641	10.3 fl oz Cartridge	12/cs	15 lbs
641C	2.3 fl oz Tube	12/cs	5 lbs

## STOVE GASKET ADHESIVE **F W P G I**

Liquid gasket adhesive.

Use To: Bond gaskets to stove and ash pit doors.

Temperature Rating: 800°F

**Does not require heat to cure**

75S	2 fl oz	24/cs	6 lbs
-----	---------	-------	-------



# GASKETING & INSULATION



## PIPE INSULATING CEMENT

Easy to use insulating cement that forms a trowelable paste and adheres to masonry and metal.

Use To: Insulate pipes, fittings, tanks, and boilers to conserve energy.

Paintable after curing.

Temperature Rating: 300°F

Does not require heat to cure

623	2 lb Bag	12/cs	26 lbs
-----	----------	-------	--------

## VERMONT CASTING GASKET KITS

Easy to install gasket kit, specifically designed to fit Vermont Casting Stoves as noted below. Each kit includes an E-Z Spread Fiberglass Stove Gasket Cement.



GK100	Defiant, Vigilant, Resolute & Intrepid Stoves	12/cs	8 lbs
GK200	Encore Stoves	12/cs	11 lbs
GK300	Defiant Stoves 1910/1945	12/cs	5 lbs
GK400	Griddle Gasket	12/cs	5 lbs
GK500	Glass Door Gasket	12/cs	5 lbs

# GASKETING & INSULATION

## GRAPHO-GLAS® LASTS LONGER THAN WHITE GASKET!

Graphite impregnated gaskets resist abrasion, creosote adhesion, and temperatures up to 1000°F. They are braided to resist unwinding and are used as original equipment by major stove manufacturers as well as replacements for worn out gaskets in wood and coal stoves or fireplace inserts.

**CALL FOR OTHER SIZES  
800-544-1307**

### GRAPHO-GLAS® STOVE GASKET KITS

Grapho-Glas gaskets conveniently packaged with E-Z Spread Fiberglass Stove Gasket Cement.

95A-6	7' x 5/16"	Rope	6/cs	3.65 lbs
95-6	7' x 5/8" x 3/16"	Flat	6/cs	3.9 lbs
95W-6	7' x 3/4" x 1/4"	Flat	6/cs	5.4 lbs
96-6	7' x 3/8"	Rope	6/cs	4.25 lbs
96N-6	7' x 1/2"	Rope	6/cs	5 lbs
96W-6	7' x 5/8"	Rope	6/cs	5.3 lbs
99-6	7' x 3/4"	Rope	6/cs	6.5 lbs



### GRAPHO-GLAS® STOVE GASKETS, BAGGED

Graphite impregnated gaskets bagged in convenient sizes.

90	84" x 5/8" x 3/16"	Flat	12/cs	2.3 lbs	92W	84" x 3/4" Rope	12/cs	7.6 lbs
91	84" x 3/8"	Rope	12/cs	2.9 lbs	94N	64" x 7/8" Rope	6/cs	6 lbs
91N	84" x 1/4" - 5/16"	Rope	12/cs	1.8 lbs	94	72" x 1" Rope	6/cs	6.9 lbs
92	60" x 1/2" - 5/8"	Rope	12/cs	3.9 lbs				



**SEE GASKET CEMENT ON PAGE 9  
& ADHESIVE ON PAGE 10**

### GRAPHO-GLAS® BULK STOVE GASKETS, SPOOLS

Popular sizes on spools.

720	157' x 5/8" x 3/16"	Flat	1/ea	3.65 lbs
721	200' x 5/16"	Rope	1/ea	3.65 lbs
721N	200' x 1/4"	Rope	1/ea	3.1 lbs
722	132' x 3/8"	Rope	1/ea	4.25 lbs
723	88' x 1/2"	Rope	1/ea	4.25 lbs
723W	100' x 7/16"	Rope	1/ea	5 lbs
724	65' x 5/8"	Rope	1/ea	4.3 lbs
725	47' x 3/4"	Rope	1/ea	4.6 lbs
725W	40' x 7/8"	Rope	1/ea	4.5 lbs
726	25' x 1"	Rope	1/ea	5.2 lbs
516GG	75' x 5/16"	Griddle Gasket	1/ea	1.7 lbs

### WHITE FIBERGLASS BULK GASKETS, SPOOLS

Economical white bulk gasketing. Available in popular sizes.

721P	200' x 5/16"	Rope	1/ea	3.75 lbs
726P*	25' x 1"	Rope	1/ea	4.6 lbs
78LA*	25' x 7/8"	Lopi Rope	1/ea	3 lbs

\* Special Order



### STOVE WINDOW GASKETS

Designed to securely seal stove window glass in stove doors and openings. Self-adhesive tape wraps over the glass edge. No additional cement is needed. Available in black with graphite or plain white.

93	(Black) 54" x 11/16"	Bagged	12/cs	1.5 lbs
727	(Black) 80" x 11/16"	Spoiled	1/cs	2.4 lbs
727P	(White) 80" x 13/16"	Spoiled	1/cs	3.6 lbs
729	(Black) 90" x 13/16"	Spoiled	1/cs	3.95 lbs

### FIBERGLASS FIREPLACE INSERT INSULATION

1 1/2" wide self-adhesive insulation strip forms a smoke and gas tight seal between fireplace inserts and existing masonry. To obtain the best stove performance, replace insulation each time insert is removed for cleaning.

105	10' Roll	6/cs	2.3 lbs
-----	----------	------	---------







## STOVE POLISH PASTE

Protects and renews the beauty of cast iron or steel. A superior polish that combines three waxes with some of the blackest pigments known in a water-based emulsion. Non-toxic and non-flammable, this virtually odorless semi-paste polish can be buffed to a deep lustrous glow. Prevents deterioration of stoves, grills, ornamental ironwork, and heating accessories stored out of season. Not for use on painted or sand-blasted surfaces.

70                      2.3 fl oz                      12/cs                      7 lbs



## LIQUID STOVE & GRILL POLISH

A non-flammable, non-toxic, liquid polish. Buffs to a high luster as it adds life and beauty to black cast iron or steel. Not for use on painted or sand-blasted surfaces.

72                      8 fl oz                      12/cs                      8.5 lbs



## WILLIAM'S® STOVE POLISH

William's® Stove Polish has been used for over 80 years to bring a low-luster dark gray finish to unpainted cast iron appliances. Use only on cold, unpainted cast iron or steel.

WI-00710                      2.3 fl oz                      12/cs                      4 lbs



## 1200°F HI-TEMP PAINT



High-quality, specially formulated paint resists peeling and blistering when subjected to temperatures up to 1200°F. Renews and protects the finish on steel or cast iron. Dries fast. Perfect for cast iron stoves, barbeque grills, stainless steel pipe, and chimney caps.

80                      Spray-On 12 fl oz                      12/cs                      13 lbs  
81                      Brush-On 16 fl oz                      6/cs                      7 lbs



# POLISHES, PAINT & CLEANERS

## NEW! MAGIC WOOLY BULLY

The Magic Woolly Bully is a reusable glass cleaner that removes soot, creosote, and grime from fireplace and stove glass, ceramic cooktops, and more. Because of its unique design, no liquid or cleaning agent is needed to remove the grime and buildup on your glass surfaces.

88                      2/bag                      12/cs                      1 lb



## CONDITIONING GLASS CLEANER

Use to clean glass doors on fireplace inserts, coal, oil, and wood burning stoves. Removes smoke, soot, creosote, carbon, and mineral residues on glass. Also cleans stainless steel, porcelain tile, chrome, aluminum, and ceramic range top surfaces. Leaves a protective silicone layer to make the next cleaning easier.

84                      8 fl oz                      12/cs                      9 lbs

**CONTAINS NO  
AMMONIA**



## WHITE OFF® GLASS-CERAMIC CLEANING CREAM

Non-abrasive White Off glass cleaning cream is specially formulated to remove white residue on glass doors caused by gas log fires. Cleans without scratching or micro-pitting.

Also great for cleaning:

- Glass-ceramic gas stove windows
- Stainless steel
- Fiberglass showers
- Glass-ceramic cooktop stoves

565                      8 fl oz                      12/cs                      9 lbs

**CONTAINS NO  
AMMONIA**



SEE OTHER GAS PRODUCTS ON PAGES 14 & 15

## FIREPLACE GLASS CLEANER

Easy to use, spray-on formula that effectively removes creosote, soot, and grime on fireplace doors and hearth. Safe, non-acidic formula. Use on cool glass only.

82                      32 fl oz                      6/cs                      15 lbs

**CONTAINS NO  
AMMONIA**



## BRICK & STONE CLEANER

Formulated to remove smoke residue, soot, and creosote from masonry surfaces. Contains an industrial-strength solvent to dissolve buildup and a heavy-duty surface cleaner to penetrate and remove grime and greasy dirt. No dangerous acids. Will not harm metal, glass, or fiberglass. Professional strength.

83-6                      16 fl oz                      6/cs                      8 lbs





## LOG BRIGHT® REPLACEMENT SILICA SAND

Use this approved silica sand to replace the original sand that came with your natural gas log set. **Not for use in LP gas units.**

580                      6 lbs                      6/cs                      39 lbs



## LOG BRIGHT® REPLACEMENT "GLOWING EMBERS"

Vermiculite and rock wool mixture that replaces the original material that came with your gas log set. **Use outside the burner pan.**  
Safe for use with LP or natural gas sets.

585                      12 oz                      6/cs                      7 lbs  
586                      10 lb bag                      1/ea                      12 lbs



## LOG BRIGHT® REPLACEMENT ROCK WOOL

Use to restore the original embers effect in gas log sets. Dark gray/brown color. **Safe for use with LP or natural gas log sets.**

587                      8 oz                      6/cs                      6 lbs  
588                      10 lb bag                      1/ea                      11.5 lbs



## LOG BRIGHT® REPLACEMENT VERMICULITE

This vermiculite replaces the original material that came with your gas log set. **Use outside the burner pan.**  
Safe for use with LP or natural gas sets.

590                      5 oz                      6/cs                      5 lbs  
591                      10 lb bag                      1/ea                      11 lbs





# GAS LOG MAINTENANCE

## LOG BRIGHT® REPLACEMENT LAVA ROCK

Use to replace the original rocks in gas log sets. Safe for use with LP or natural gas log sets. Charcoal gray color.

595 .05 cu ft 6/cs 19 lbs



## GAS LOG SOOT REMOVER

Removes soot buildup from gas logs to make them look new again. Powerful spray-on action will not harm burners or discolor logs, nor will it clog gas orifices. **Note: Not for use on white gas logs like "birch".**

570-6 16 fl oz 6/cs 8 lbs  
570Q 16 fl oz 6/cs NEW!



## WHITE OFF® GLASS-CERAMIC CLEANING CREAM

Non-abrasive White Off® glass cleaning cream is specially formulated to remove white residue on glass doors caused by gas log fires.

Cleans without scratching or micro-pitting.

Great also for cleaning:

- Glass-ceramic gas stove windows
- Stainless steel
- Composite sinks
- Fiberglass showers
- Glass-ceramic cooktop stoves

565 8 fl oz 12/cs 8.7 lbs

**CONTAINS NO  
AMMONIA**





## STOVE THERMOMETER

Magnetically attaches to vertical single-wall pipe or on the surface of any wood or coal stove. Shows at a glance if the stove is operating within an efficient burning range. Indicates overheating or a low temperature creosote buildup hazard, and displays 100°F to 800°F.

(Not designed for double wall pipe)

701	12/cs	3 lbs
-----	-------	-------



## FIREPLACE GLOVES

These protective gloves are made of genuine cowhide leather and lined with cotton fabric. Cuff extends above the wrist for greater protection.

702	1 Pair	6/cs	5 lbs
-----	--------	------	-------



## NEW! FIREPLACE & STOVE DEODORANT

Designed to eliminate stale odors in chimneys, stoves, and fireplaces when not in use, especially during the humid summer months. These 1.5 fluid ounce bottles are easy to use and smell great. Just pull up the wick and set in your fireplace or stove when it's not in use. Choose from any one of our four different scents or the variety pack to freshen up your fireplace and stove.

85V	Variety Pack	1.5 fl oz	3 of each scent/cs	3.2 lbs
85M	Fresh Mint	1.5 fl oz	12/cs	3.2 lbs
85C	Sweet Cherry	1.5 fl oz	12/cs	3.2 lbs
85N	Fresh Rain	1.5 fl oz	12/cs	3.2 lbs
85L	Lemon Zest	1.5 fl oz	12/cs	3.2 lbs



## FIRE BRICKS

Use to build new fireplace fire boxes or to replace broken fire brick. Intermediate duty bricks have a maximum service temperature of 2700°F making them suitable for use in most modern gasification boilers and furnaces.

Check owner's manual for maximum temperature output

Measure: 9" x 4 1/2" x 1 1/4"

604	6/carton	2/cs	48 lbs
-----	----------	------	--------

SEE REFRACTORY CEMENT ON PAGE 8

# HOME & CHIMNEY CARE

## CHIMNEY SHIELD™ WATER REPELLENT

For use on vertical surfaces. Our Chimney Shield™ system guarantees a decade of protection (10 year warranty) to prevent spalling, freeze/thaw damage, and deterioration of masonry surfaces. One application forms a barrier against water, yet allows the water vapor to escape. Non-flammable, transparent, water-based formulation works on most masonry surfaces.

25CS	2 1/2 gal	2/cs	43 lbs
5CS	5 gal	1/ea	46 lbs



## NO. 7 WET OR DRY ROOF PATCH

Specially designed all weather formula with a special additive to promote adhesion and sealing to asphalt, composition, metal roofing, and masonry surfaces.

Recommended uses:

- Patch worn roofing
- Seal flashing, gutters, downspouts, eaves
- Seal around ventilators and skylights
- Use around cornices and roof edges

510	10.3 fl oz Cartridge	12/cs	10.5 lbs
512	5 gal	1/ea	46 lbs



## CHIMNEY MASONRY PATCH

A weather-resistant mortar patching material for use in repairing broken mortar in chimneys, steps, sills, sidewalks, and foundations. It may be applied at temperatures below freezing if cartridge is warmed for gunning. It dries to a hard, tough, weather-resistant finish in a natural concrete color.

89	10.3 fl oz Cartridge	12/cs	19 lbs
----	----------------------	-------	--------



## DAMP GONE®

This economical, re-usable packet attracts and absorbs water, dampness, and humidity in small, enclosed spaces. Excellent for use in areas where electric dehumidifiers or air conditioners cannot be used. Perfect for storage chests, small closets, under sinks, in display cases, gun cabinets, tool boxes, lockers, safes, laundry rooms, bathrooms, on boats, in sail lockers, engine compartments, and in the car or RV.

620	12 oz Bag	12/cs	11 lbs
-----	-----------	-------	--------



## CLEAR THE AIR - ODOR REMOVER

Removes unwanted odors such as: smoke, pets, fire damage, or fuel oils. Eliminates and encapsulates offensive odors and leaves a light, fresh, clean scent. Great for use in bathrooms, diaper pails, trash cans, basements, carpets, vehicles, and hotel rooms.

Also available in travel size.

86	8 fl oz	6/cs	4 lbs
86T	2 fl oz	12/cs	2 lbs







## WATER STOPPER HYDRAULIC CEMENT

This fast setting mixture plugs cracks in masonry to stop seepage in just minutes. Repair swimming pools, cisterns, frost damage, basement walls, or water storage containers. Perfect for use as an anchoring cement to secure bolts and machinery or posts. 6200 psi compressive strength.

415	2 1/2 lbs	6/cs	18 lbs
416	10 lbs	2/cs	21.5 lbs



## WATER GLASS - CEMENT FLOOR SEALER

Dilute for use as a sealer for concrete floors. Use full-strength for a time proven and inexpensive adhesive for sealing gaskets, cartons, and applying labels.

146	1 gal	4/cs	50 lbs
-----	-------	------	--------



## FLOOR LEVELER

A fast setting formulation for leveling, filling cracks, and smoothing cement or wood floors prior to covering with tile or carpeting. Also adheres to plaster, ceramic, terrazzo, and marble. Not affected by temperature extremes.

241	3 1/2 lbs	6/cs	23 lbs
242	25 lbs	1/ea	25.5 lbs



## TANK SHIELD®

Keeps fuel oil burners and stoves trouble free by dissolving gum and sludge deposits as it fights moisture, rust, and corrosion to extend tank life.

104B	32 fl oz	6/cs	13 lbs
------	----------	------	--------



## JUST GRATE®

An easy to use cleaner for barbeque grates, grids, and grills as well as cast iron. Biodegradable and safe for the environment. Contains no acids or abrasives.

462	32 fl oz	6/cs	13 lbs
-----	----------	------	--------

# BRUSHES & RODS

## CHIMNEY SWEEP® CHIMNEY CLEANING BRUSHES Wire Chimney Cleaning Brushes

Designed for homeowners. Regular construction utilizes an open, single spiral design with 6" of fill, with plated shafts and 1/4" NPT threading for easy coupling with fiberglass rods or pull rings. Oil tempered spring wire.

Rods: Use 10624 (4' rods), 10672 (6' rods) or KRK-18 (18' kit - six 3' rods) (page 22)


**CALL FOR CUSTOM SIZE OF ANY BRUSH!**

### ROUND WIRE

16406	6" round	4/cs	5.45 lbs
16407	7" round	4/cs	7.05 lbs
16408	8" round	4/cs	7.35 lbs
16409	9" round	1/cs	1.8 lbs
16410	10" round	1/cs	1.8 lbs

### SQUARE WIRE

16506	6" square	4/cs	6 lbs
16507	7" square	4/cs	7.10 lbs
16508	8" square	4/cs	8.05 lbs
16510	10" square	1/cs	2.15 lbs
16511	11" square	1/cs	2.15 lbs
16512	12" square	1/cs	2.25 lbs



### RECTANGULAR WIRE

36531	6" x 10" rect.	1/cs	1.55 lbs
16532	7" x 11" rect.	1/cs	1.55 lbs
16533	8" x 12" rect.	1/cs	1.85 lbs



**MASONRY FLUE USE WIRE BRUSH • METAL FLUE USE POLY BRUSH**

### ROUND POLY CHIMNEY BRUSHES

Specially designed for insulated metal chimneys, stainless steel, or metal stove pipes. These sturdy plastic brushes have 6" of fill and are acid resistant. Fittings are 1/4" NPT threading. Rods: Use 10624 (4' rods), 10672 (6' rods) or KRK-18 (18' kit - six 3' rods) (page 22)

16906	6" round poly	4/cs	4.3 lbs
16908	8" round poly	4/cs	6 lbs



### PELLET STOVE & DRYER VENT BRUSHES

Designed to clean both pellet stove vents and dryer vents. Brushes can easily navigate a sharp turning radius without getting caught in elbows. Brush filament is 0.020" poly.

17409	3" brush w/10' flexible handle	4/cs	2.7 lbs
17410	4" brush w/10' flexible handle	4/cs	2.7 lbs
17419	3" brush w/20' flexible handle	4/cs	3.9 lbs
17420	4" brush w/20' flexible handle	4/cs	4 lbs



### PELLET STOVE BRUSHES

Made with quality poly bristles and are available in 3" & 4" round sizes. Heavy duty ball tip guides brushes through narrow offsets and bends.

Rods: Use 25P-5 (5' rods) or PSR-20 (20' kit - eight 2.5' rods) (page 22)

Fitting: 1/4-20 thread.

PS-3	3" round	4/cs	.95 lb
PS-4	4" round	4/cs	.95 lb
PS-5	5" round	1/cs	1 lb



# RODS & ADAPTERS

20



## EXTENSION RODS

### FIBERGLASS RODS - 1/4" NPT THREADING

Standard duty, brown, 0.350" dia. Fits Chimney Sweep brushes.

10624	4'	24/cs	11.65 lbs
10672	6'	24/cs	16 lbs
KRK-18 (A)	18' kit (Six 3' rods)	5/cs	24 lbs

### FLEXIBLE RODS - 1/4" NPT THREADING

Extremely flexible, allowing you to get past tight bends.

Not recommended to use more than one in a sequence.

Nylon, white, 0.375" dia. Fits Chimney Sweep brushes.

16114	4'	12/cs	6 lbs
-------	----	-------	-------

SEE PAGE 30 FOR  
APPROXIMATE  
ANGLE OF BENDING

### FLEXIBLE PELLET STOVE ROD - 1/4-20 THREADING

Poly rods designed to easily maneuver through 30° and 45° offsets, 0.250" diameter.

Gray. Fits PS series pellet stove brushes.


25P-5	5'	10/cs	3.3 lbs
PSR-20 (B)	20' kit (Eight 2.5' rods)	5/cs	5.25 lbs



## PULL RINGS

Pull ring attaches to the brush and provides a means for a rope to be used to pull the brush through the chimney.

16202 (A)	1/4" NPT	12/cs	.75 lb
W38PTL (B)	3/8" NPT	12/cs	1 lb
16202T	TLC	12/cs	.75 lb




## REDUCER

Reducers allow the use of mismatched brushes and rods.

1438	1/4" to 3/8" NPT	12/cs	1.5 lb
------	------------------	-------	--------

## TLC ADAPTERS

Adapters allow you to gradually transition to the TLC Line



A. 14FTF	1/4" female/TLC female	6/cs	E. PFMTF	ProFlex male/TLC female	6/cs
B. 14MTM	1/4" male/TLC male	6/cs	F. PFFTM	ProFlex female/TLC male	6/cs
C. 38FTF	3/8" female/TLC female	6/cs	G. PKMTF	ProKleen male/TLC female	6/cs
D. 38MTM	3/8" male/TLC male	6/cs	H. PKFTM	ProKleen female/TLC male	6/cs
			I. WRL-ADPT	TLC Loop Adapter	6/cs



SEE PAGE 30 FOR AN EASY TO FOLLOW CHART



# PROFESSIONAL BRUSHES & RODS

## MASTER SWEEP® CHIMNEY BRUSHES

Master Sweep® is the premier chimney brush that has set the industry standard. This long lasting professional brush withstands the demanding use of busy chimney sweeps. Master Sweep® is the brush to clean chimneys more thoroughly while outlasting all others. It has a heavy duty double spiral 0.177 dia. spindle design and 7" of fill of two-on-two high density oil tempered 22 gauge wire bristles, creating uniform rugged bristle distribution. Available with 3/8" NPT or the new Torque Lock Connector [TLC].

Rods: Use 3/8" NPT or TLC rods. (see page 22)

**CALL FOR OTHER SIZES  
800-544-1307**



### ROUND WIRE

3/8" NPT	TLC		
---	MST-5	5" round	1/cs
MS-6	MST-6	6" round	1/cs
MS-7	MST-7	7" round	1/cs
MS-8	MST-8	8" round	1/cs
MS-9	MST-9	9" round	1/cs
MS-10	MST-10	10" round	1/cs
MS-11	MST-11	11" round	1/cs
MS-12	MST-12	12" round	1/cs
MS-14	MST-14	14" round	1/cs

### SQUARE WIRE

3/8" NPT	TLC		
MS-66	MST-66	6" square	1/cs
MS-77	MST-77	7" square	1/cs
MS-88	MST-88	8" square	1/cs
---	MST-99	9" square	1/cs
MS-1010	MST-1010	10" square	1/cs
MS-1111	MST-1111	11" square	1/cs
MS-1212	MST-1212	12" square	1/cs
MS-1414	MST-1414	14" square	1/cs

### RECTANGULAR WIRE

3/8" NPT	TLC		
MS-610	MST-610	6" x 10" rect.	1/cs
MS-711	MST-711	7" x 11" rect.	1/cs
MS-812	MST-812	8" x 12" rect.	1/cs
MS-913	MST-913	9" x 13" rect.	1/cs
MS-1014	MST-1014	10" x 14" rect.	1/cs
---	MST-1115	11" x 15" rect.	1/cs
MS-1216	MST-1216	12" x 16" rect.	1/cs

## ROUND POLY PRO CHIMNEY BRUSHES

Designed for removing soot from fossil fuels in coal, oil or gas flues where the acids may deteriorate steel bristles. .075 poly filaments are 7" of fill.

3/8" NPT			TLC		
PB-5	5" round	6/cs	PBT-5	5" round	4/cs
PB-6	6" round	6/cs	PBT-6	6" round	4/cs
PB-7	7" round	6/cs	PBT-7	7" round	4/cs
PB-8	8" round	6/cs	PBT-8	8" round	4/cs
PB-9	9" round	4/cs	PBT-9	9" round	1/cs
PB-10	10" round	4/cs	PBT-10	10" round	1/cs



**CALL FOR OTHER SIZES  
800-544-1307**

## MASTER SWEEP® FLAT WIRE CHIMNEY BRUSHES

Master Sweep® Flat Wire brushes are made for top-down sweeping from the roof. They won't spring back to their original shape if they are jammed past a damper frame. Use with TSR (see page 25) for removing third stage creosote. The brush filament is a flat galvanized wire twisted in an evenly spaced spiral configuration. This brush has the same spindle construction as the round wire brush. Available with 3/8" NPT or Torque Lock Connector [TLC].

Rods: Use 3/8" NPT or TLC rods. (see page 22)

**CALL FOR OTHER SIZES  
800-544-1307**



### ROUND FLAT WIRE

3/8" NPT	TLC		
MSF-6	MSFT-6	6" round	1/cs
MSF-12	---	12" round	1/cs

### SQUARE FLAT WIRE

3/8" NPT	TLC		
MSF-77	MSFT-77	7" square	1/cs
MSF-88	MSFT-88	8" square	1/cs
MSF-1212	MSFT-1212	12" square	1/cs

### RECTANGULAR FLAT WIRE

3/8" NPT	TLC		
MSF-711	MSFT-711	7" x 11" rect.	1/cs
MSF-812	MSFT-812	8" x 12" rect.	1/cs
MSF-1216	MSFT-1216	12" x 16" rect.	1/cs

# PROFESSIONAL BRUSHES & RODS

22



A



B

## EXTENSION RODS

### FIBERGLASS RODS - 3/8" THREADING or TORQUE LOCK CONNECTOR (TLC)

Commercial grade, heavy duty, black, 0.440" in diameter.

Fits Master Sweep® Chimney Brushes

3/8" NPT	TLC		
59F-4	59FT-4	4'	25/cs
59F-5	59FT-5	5'	25/cs
59F-6	59FT-6 (A)	6'	25/cs

Commercial grade, super duty, yellow, 0.480" in diameter.

Fits Master Sweep® Chimney Brushes.

3/8" NPT	TLC		
60X-6	60XT-6 (B)	6'	10/cs

### FLEXIBLE RODS - TORQUE LOCK CONNECTOR (TLC).

Extremely flexible, allowing you to get past tight bends.

Not recommended to use more than one in a sequence.

Nylon, white, 0.375" diameter


TLC		
16114T	4'	12/cs



SEE PAGE 20 FOR OUR FULL LINE OF TLC ADAPTERS!  
SEE PAGE 30 FOR APPROXIMATE ANGLE OF BENDING




A



B



D



E



C



F

## HAND BRUSHES FOR CHIMNEY SWEEPS

### A. Millbury Duster\*

Used for sweeping up piles of ash and creosote that collect on the hearth. Made of black tampico with 8" bristle fill.

728	12/cs	9.6 lbs
-----	-------	---------

### B. Smoke Shelf Brush\*

16" long brush used for cleaning the smoke shelf and fireplace. Made of corrosive resistant poly bristles 2" long.

805LH	12/cs	8.9 lbs
-------	-------	---------

### C. Smoke Chamber Brush\*

Excellent for cleaning the smoke chamber, due to its bent construction and 24" length. Has heavy-duty fibers.

226	1/cs	1.5 lbs
-----	------	---------

### D. U-Brush\*

Made with stiff wire bristles for heavy creosote found in the smoke chamber. Uses 1/4" NPT threading for fiberglass rods. Use reducer #1438 to fit rods with 3/8" NPT threading or #14FTF to fit rods with TLC.

47N-H-2	6/cs	5.1 lbs
---------	------	---------

### E. Wire Duster Brush\*

Use for cleaning nooks, crannies, and awkward corners.

Made with wire bristles.

204-H	12/cs	3.4 lbs
-------	-------	---------

### F. Noodle Brush\*

Good for hard-to-reach places such as smoke chambers, dampers, or pellet stove heat exchangers. The construction of the shaft allows it to be bent and then straightened out again. 2 1/2" bristles.

137F-25	17"	12/cs	3.2 lbs
---------	-----	-------	---------

### G. Wire Scratch Brush

A wire scratch brush with 3 rows of wire bristles and a curved handle. For cleaning soot and creosote. 19" Length.

202-H	12/cs	4.6 lbs
-------	-------	---------



G




\* Special Order

## PROKLEEN® BUILD-A-WIZARD SYSTEM™ TOOLS FOR SPINNING



Use with a heavy duty (min 5.4 Amp & 850 RPM), variable speed, reversible, 1/2" electric drill.



### ROTARY LOOP CREOSOTE REMOVER

Unique patented rotary action safely and effectively removes thin layers of accumulated glazed creosote and crust. The loops wipe the sides and corners of clay flue tiles to remove buildup. It gets down to the liner in minutes. It also roughens heavier concentrations of surface glaze for faster penetration of liquid creosote remover treatments.

WRL-100T	Wizard Assembly w/ 14" loop, and TLC 2" Starter Rod (57ST-2)	1/cs
WRL-100RK	Wizard Assembly w/14" loop, w/ PKFTM and WRL-ADPT adapters Fits ProKleen rods	1/cs
A. WRL-14	14" replacement loop w/U-Bolt	5/cs
WRL-24	24" replacement loop w/U-Bolt	5/cs

### CHAIN TYPE CREOSOTE REMOVER W/TLC

Consists of three steel chains mounted with quick links to a center flange. Quick links allow simple and easy chain adjustment to accommodate various flue sizes. The chains spin out to chip away at third degree creosote glaze without damaging sound tiles. This tool can be used from either the top or bottom of the flue. Use only on masonry tiles.

B. WTBT-16	1/cs
------------	------

### TILE BREAKERS W/TLC

When attached to ProKleen® steel rods, powered by a 1/2" electric drill, these weighted tools spin in eccentric circles to break out clay flue tiles quickly and efficiently.

C. WTBT-44	Small	1/cs
D. WTBT-46	Large	1/cs
E. WTBT-44HD	Double	1/cs

### PRO-KLEEN® STEEL RODS W/TLC

Steel rods are 1/4" in diameter with Torque Lock Connectors. When used with a 1/2" electric drill, the TLC fittings insure tools may be rotated in either direction without separation.

57ST-10	10" starter rod	10/cs
57ST-25	21/2' extension rod	10/cs
57ST-50	5' extension rod	10/cs

### WIZARD PARTS

Build your own tools the way you want them. Choose your drill adapter, the rods you want, and then the tools you want, all with the help of the Build-A-Wizard System™. Call us for more information. [1 each]

WIZ-DISK	Wizard Disk	WIZ-ADPTWASHER	Washer for WIZ-PFADPT and WIZ-PKADPT
WIZ-UBOLT	U-bolt for Wizard disk	WIZ-ADPTNUT	Nut for WIZ-PFADPT and WIZ-PKADPT
WIZ-UBOLTNUT	Nut for U-bolt	WIZ-LOOP14	14" loop
WIZ-TLCADPT	Wizard adaptor for TLC rods	WIZ-LOOP24	24" loop
WIZ-PFADPT	Wizard adaptor for ProFlex® rods	WIZ-CHAIN	Creosote Remover Chain
WIZ-PKADPT	Wizard adaptor for ProKleen® rods	WIZ-CHAINCON	Connector for WIZ-CHAIN





## ADAPTERS & COUPLINGS

These adapters allow for interchanging ProFlex rods with other rod and brush systems.

PF-1780	Male ProFlex®/Female 3/8" thread	6/cs	1 lb
WRL-ADP1	Connects to ProFlex® rod	5/cs	2 lbs
57S-CM	ProKleen® male coupling	1/cs	.15 lbs



## PROFLEX® RODS W/TLC

Because of their superior flexibility, ProFlex® Rods are the tools of choice for cleaning from below and when going through sharp bends, offsets, breeches, or thimbles. They can be maneuvered where others fail to reach. ProFlex® heavy duty polypropylene rods have rust-proof fittings that are flush with the rod, eliminating hang-ups on flue tiles. Rods are available in two sizes: 3/4" diameter by 3 foot lengths and 7/8" diameter by 5 foot lengths. Rods have Torque Lock Connectors and are interchangeable.

PFT-34-3	3/4" x 3'	10/cs
PFT-78-5	7/8" x 5'	10/cs



## SWEEPSALL BRUSHES W/TLC

SweepsAll Brushes have tough acid-resistant nylon bristles for use on wood, coal, oil, or gas flues. The brushes are especially suited to cleaning offset chimneys and flues relined with flexible pipe where creosote is not a problem. Soft floppy bristles allow the brush, regardless of size, to fit most standard flues and will not damage or score liners. Brushes have Torque Lock Connectors. Use these brushes with PROFLEX® RODS.

PFT-8	8"	1/cs
PFT-12	12"	1/cs
PFT-16	16"	1/cs



## CYCLONE BRUSH

An excellent brush for cleaning smoke chambers. The bristles are 11" long. When used with ProKleen® drill and rod system they spread out and clean efficiently. The cyclone brush has a Torque Lock Connector.

227T	6/cs
------	------



SEE PAGE 20 FOR OUR FULL  
LINE OF TLC ADAPTERS!



## DUCT CLEANING BRUSHES W/TLC

Our duct cleaning brushes are designed and manufactured for cleaning air ducts or other applications where a vigorous scrubbing action is not required. The floppy polypropylene bristles provide a gentle action that dislodges buildup in duct systems allowing easy removal with a HEPA vacuum. Duct cleaning brushes are made with Torque Lock Connector for use with heavy duty fiberglass rods.

PBXT-12	12"	1/cs
PBXT-16	16"	1/cs
PBXT-24	24"	1/cs



# PROFESSIONAL CHEMICALS

## STAGE ONE CREOSOTE REMOVER

Specially formulated powder for use in prefabricated chimneys. Powerful ingredients combine with flue gasses to change the chemical composition of creosote into an easily removed, dry, flaky compound. Use with wood-burning fireplaces, stoves, furnaces, and boilers.

AW-2012	2 lbs	12/cs	30 lbs
---------	-------	-------	--------



## STAGE TWO CREOSOTE REMOVER

Liquid preventative that reduces buildup of third stage creosote caused by incomplete combustion in wood-burning stoves and fireplaces. The active catalyst, introduced into the combustion process, transforms deposits into brushable soot.

AW-1006	32 fl oz	6/cs	14.5 lbs
---------	----------	------	----------



## TSR STAGE THREE CREOSOTE REMOVER

Dissolves baked-on creosote glaze after brushing with flat wire brush. Reduces baked-on resins to loose, brushable soot without requiring heat. After the flue is cleaned, apply Stage Two as a neutralizer. For professional use only.

AW-4012	32 fl oz	12/cs	34 lbs
---------	----------	-------	--------

## CLEAN & BRITE

A spray-on liquid to remove creosote, dirt, and stains from masonry and glass without hard rubbing. Clings to vertical surfaces and does not scratch. For professional use only.

AW-3012	16 fl oz	12/cs	12 lbs
---------	----------	-------	--------



## AUGUST WEST® FIRE CLAY

Ready-to-use, pre-mixed cement. Smooth consistency.  
High Temperature Furnace/Refractory Cement. **Original Formula.**  
Use For: Masonry or Metal  
Temperature Rating: 2700°F

AW-6012	1 gal	2/cs	35 lbs
---------	-------	------	--------



## BRUSH ROD CADDY

Constructed of heavy duty nylon fabric, this convenient carrying case was developed for the professional sweep. It has a special pouch for 3' rods, a pocket for smaller items, and two snap rings for flashlights, etc. It can carry either ProFlex® or fiberglass rods.

AWS-850		1/cs	2.25 lbs
---------	--	------	----------



## AUGUST WEST SOOTSWEeper® II

AWS-825 1/cs (Shipped in two boxes)

### SPECIFICATIONS:

Dimensions: 40" H x 20" W  
 Weight: 85 lbs  
 Hose: 4" x 10' (oversized)  
 Motor: 2 HP Single Phase, 115v, 15 amps, 7500 RPM  
 Fan: 100 MPH wind load, 350 CFM, 8,000 ft per minute air velocity  
 Filter: 30,528 sq in, pleated, non-woven, precharged, 99.9% efficient on particles as small as 0.5 microns



- Controls dust clouds and falling soot by moving and filtering tremendous amounts of air.
- Exchanges all of the air in a moderate size room in two minutes.
- Moves the air 7 to 10 times more effectively than a typical "industrial" vacuum.
- Very large filter designed to capture the smallest particles. (14 times more filtering surface than found in most shop vacs)
- Special long-life filter (included) has a surface area of 212 sq ft, filtering particles as small as .5 microns to return clean air to the room.

SootSweeper® II vacuum air filtration is the only dust collecting air cleaner designed specifically for removing soot particles from the air during chimney cleaning. Fireplace and stove dust can't escape the SootSweeper® II, no matter how vigorously you clean.

### SOOTSWEeper® REPLACEMENT PARTS (1 each)\*

AWS-812	Filter for SOOTSWEeper® II	AWS-811	Hose Clamp
AWS-813	Filter for SOOTSWEeper® I	AWS-814	Filter Rod Assembly Kit
AWS-211F-K	Sentinel Filter for SOOTSWEeper® II (5/cs)	AWS-815	Axle Rod Assembly Kit
AWS-104-K	Drum Latch Kit (2 pc latch)	AWS-816	Wheel (1) Replacement Kit (Treaded) 11/2" x 14"
AWS-213	On/Off Switch	AWS-816S	Wheel (1) Replacement Kit (Smooth) 11/2" x 14"
AWS-605	Hose Adapter 4" to 3"	AWS-817	Upper Handle
AWS-608	Hose, Canvas 3" x 6' H.D.	AWS-818	Lower Handle
AWS-801	Motor Assembly (Motor ONLY)	AWS-819	Band Clamp Assembly
AWS-802	Motor Cover	AWS-820	Fan Assembly Kit
AWS-803-2	Motor Brush Kits (2 Sets)	AWS-823	Motor Brush Holder
AWS-804	Fan Housing Assembly	AWS-824	Hose, Canvas, Black 4" x 10'
AWS-805	Face Plate Assembly, Complete	AWS-834	Armature/Bearing Assembly
AWS-806	Lid Assembly, Complete	AWS-900	Hose, Polyester-reinforced Vinyl, Black 4" x 10'
AWS-808	Drum Assembly	AWS-902	Hose, Vinyl, Grey 4" x 10'



# PROFESSIONAL VACUUMS

## AUGUST WEST TURBOSWEEPER®

AWS-700 1/cs

### SPECIFICATIONS:

Dimensions: 26" H x 16" W  
Weight: 27 lbs  
Hose: 1 1/2" x 10' vinyl and 7/8" x 4' metal  
Motor: 1 HP, self-cooling  
Suction Lift: 86"  
Tank: 6 gallon, high density polyethylene  
Filter: Dacron bag prefilters, capturing particles as small as 5 microns. The pancake filter provides greater filtration.



- Picks up large chunks as well as the smallest soot particles
- Use in oil and gas flues, on smoke shelves, and in fireboxes
- Engineered to take the abuse from constant daily use
- Returns large quantities of cleaned air (up to 100 CFM) to the room
- Won't burn out if the front end of the hose clogs
- Suction capacity is 86" of lift
- Washable coarse Dacron filter bag covers a fine cotton liner for double-filtration, capturing even microscopically fine dust and particles as small as 5 microns
- High-density polyethylene body is compact, dent and rust proof
- Crush-proof 1 1/2" vinyl suction hose is a generous 10 feet long with molded vinyl cuffs
- Supplemental 7/8" x 4' metal hose attaches to reach those annoying soot-filled crevasses and cracks. The hose has a positive-locking fitting that smoothly swivels 360°

### TURBOSWEEPER® REPLACEMENT PARTS [1 each]


AWS-701	Motor
AWS-702	Motor Brush Replacement
AWS-703	Filter Assembly w/gasket
AWS-704	Dacron Filter Bag
AWS-705	Hose, Vinyl, Gray 1 1/2" x 10'
AWS-706	Hose Cage
AWS-707	Hose, Metal, Flex 7/8" x 4'
AWS-708	Electrical Adapter 8"
AWS-709	Ball Bearing Caster Swivel 2 1/2"

AWS-710	Tank w/latches - no casters
AWS-711	Hose, Metal, Flex 1 1/2" x 6'
AWS-712	Crevice Tool
AWS-713	Latch Replacement
AWS-714	Filter Frame Assembly
AWS-716	Motor Head Assembly
AWS-717	Switch Assembly
AWS-718	Hose Cuff

## OUR PLANOGRAM PROGRAM

We offer two different planogram designs for your convenience. These have been specifically designed for you to use your space efficiently and maximize your sales and profits.

If you require customized planograms, please contact us. We have a designer on staff who can address your individual needs. Simply fax or e-mail your list of Rutland Products and space requirements to 802-775-5262 or [sales@rutland.com](mailto:sales@rutland.com) and we will work with you to produce a personalized planogram.




### #POG1 3' PLANOGRAM SHELF DISPLAY

Shelving not included. Product loading required.

1 case of each item.

Item #	Item Description
95-6	Grapho-Glas® Gasket Kit, flat, 7' x 5/8" x 3/16" (6/cs)
96N-6	Grapho-Glas® Gasket Kit, rope, 7' x 1/2" (6/cs)
96-6	Grapho-Glas® Gasket Kit, rope, 7' x 3/8" (6/cs)
701	Magnetic Stove Thermometer (12/cs)
50B	Safe Lite® Fire Starter Squares, 144 sq (8/cs)
50C	Safe Lite® Fire Starter Squares, 24 sq (24/cs)
49	One Match® Gelled Fire Starter, 16 fl oz (12/cs)
84	Conditioning Glass Cleaner, 8 fl oz (12/cs)
98	Creosote Remover, 2 lb tub (6/cs)
97	Creosote Remover, 1 lb tub (12/cs)
100	Soot Sweep® Soot Remover, 1 lb tub (12/cs)
100S	Kwik-Shot® Soot Stopper Stick, 3 oz stick (36/cs)
80	1200°F Hi-Temp Paint, black, 12 fl oz spray can (12/cs)
70	Stove Polish Paste, 2.3 fl oz tube (12/cs)
77	Stove & Gasket Cement, 2.3 fl oz tube (12/cs)
64	Black Furnace Cement, 16 fl oz tub (12/cs)
00903	Duraflame® Flue-Renew® Log (9/cs)
63G	Fireplace Mortar, gray, 10.3 fl oz cartridge (12/cs)
64C	Black Furnace Cement, 10.3 fl oz cartridge (12/cs)
76	500°F RTV Silicone Sealant, black, 10.3 fl oz cartridge (12/cs)

# PLANOGRAM PROGRAMS



## #POG2 4' PLANOGRAM SHELF DISPLAY

Shelving not included. Product loading required.

1 case of each item.

Item #	Item Description	Item #	Item Description
96N-6	Grapho-Glas® Gasket Kit, rope, 7' x 1/2" (6/cs)	97G	Creosote Remover Canister, 3 - 3 oz canisters (12/cs)
96W-6	Grapho-Glas® Gasket Kit, rope, 7' x 5/8" (6/cs)	98	Creosote Remover, 2 lb tub (6/cs)
96-6	Grapho-Glas® Gasket Kit, rope, 7' x 3/8" (6/cs)	97L	Liquid Creosote Remover, 32 fl oz (6/cs)
701	Magnetic Stove Thermometer (12/cs)	82	Fireplace Glass Cleaner, 32 fl oz (6/cs)
17409	3" Pellet Stove/Dryer Vent Brush, 10' handle (4/cs)	62	Fireplace Patch, 21 oz (12/cs)
49Q	One Match® Gelled Fire Starter, 32 fl oz (12/cs)	77	Stove Gasket Cement, 2.3 fl oz tube (12/cs)
50C	Safe Lite® Fire Starter Squares, 24 sq (24/cs)	63G	Fireplace Mortar, gray, 10.3 fl oz cartridge (12/cs)
83-6	Brick & Stone Cleaner, 16 fl oz (6/cs)	76C	500°F RTV Silicone Sealant, clear, 10.3 fl oz cartridge (12/cs)
72	Liquid Stove Polish, 8 fl oz (12/cs)	65	Furnace Cement, 32 fl oz tub (6/cs)
84	Conditioning Glass Cleaner, 8 fl oz (12/cs)	620	Damp Gone®, 12 oz bag (12/cs)
715	Rainbow Flame® Crystals, 16 oz canister (12/cs)	80	1200°F High Heat Paint, 12 fl oz spray can (12/cs)
715C	Rainbow Flame® Sticks, 1.5 oz short sticks (36/cs)	10624	4' Fiberglass Extension Rod (24/cs) (not pictured)
100	Soot Sweep® Soot Remover, 1 lb tub (12/cs)	16406	Chimney Sweep® Chimney Brush, wire, 6" round (4/cs)
100S	Kwik-Shot® Soot Stopper Stick, 3 oz stick (36/cs)	16408	Chimney Sweep® Chimney Brush, wire, 8" round (4/cs)
100G	Kwik-Shot® Soot Stopper Canister, 3 - 3 oz canisters (12/cs)	16506	Chimney Sweep® Chimney Brush, wire, 6" square (4/cs)



# TLC ADAPTER CHART



<b>ADAPTER</b>	<b>USE WITH</b>	<b>BRUSH</b>	<b>GOING TO</b>	<b>TLC Rod</b>
14FTF		1/4" NPT BRUSH		TLC Rod
38FTF		3/8" NPT BRUSH		TLC Rod
PFMTF		SWEEPSALL PF SERIES (ACME THREADING)		TLC Rod PFT SERIES
PKMTF		PROKLEEN® TOOLS WTB SERIES		TLC PROKLEEN® ROD 57ST SERIES
WRL-ADPT		WIZARD LOOP WRL SERIES		TLC Rod 57ST SERIES

<b>ADAPTER</b>	<b>USE WITH</b>	<b>TLC BRUSH</b>	<b>GOING TO</b>	<b>Rod</b>
14MTM		TLC BRUSH		1/4" NPT Rod
38MTM		TLC BRUSH		3/8" NPT Rod
PFFTM		TLC SWEEPSALL PFT SERIES		PROFLEX® ROD PF SERIES (ACME THREADING)
PKFTM		TLC PROKLEEN® TOOLS WTBT SERIES		PROKLEEN® ROD 57S SERIES

SEE PAGE 20 FOR A VISUAL OF EACH ADAPTER

## ROD BENDING DATA

Our rods will bend approximately as outlined below:  
Degree of bending will vary upon environment

<b>Item#</b>	<b>Will Bend</b>	<b>Item#</b>	<b>Will Bend</b>
10624	<90°	16114T	180°
10672	90°	59FT-4	45°
KRK-18	45°	59FT-5	<90°
16114	180°	59FT-6	45°
25P-5	360°	60XT-6	<45°
PSR-20	360°	PFT-34-3	45°
		PFT-78-5	45°

# SEQUENTIAL ITEM LISTING

ITEM	PAGE	TEM	PAGE	ITEM	PAGE	ITEM	PAGE	ITEM	PAGE	ITEM	PAGE
48	4	615	8	16202T	20	78E	9	MS-610	21	PB-6	21
49	4	620	17	202-H	22	78LA	11	MS-66	21	PB-7	21
62	9	623	10	204-H	22	805LH	22	MS-7	21	PB-8	21
63	8	641	10	227T	24	83-6	13	MS-711	21	PB-9	21
64	9	701	16	25CS	17	85C	16	MS-77	21	PBT-10	21
65	9	702	16	25P-5	20	85L	16	MS-8	21	PBT-5	21
70	12	715	5	38FTF	20	85M	16	MS-812	21	PBT-6	21
72	12	720	11	38MTM	20	85N	16	MS-88	21	PBT-7	21
76	10	721	11	47N-H-2	22	85V	16	MS-9	21	PBT-8	21
77	9	722	11	49Q	4	86T	17	MS-913	21	PBT-9	21
78	9	723	11	49WP	4	91N	11	MSF-12	21	PBXT-12	24
80	12	724	11	50B	4	92W	11	MSF-1212	21	PBXT-16	24
81	12	725	11	50C	4	94N	11	MSF-1216	21	PBXT-24	24
82	13	726	11	516GG	11	95-6	11	MSF-6	21	PF-1780	24
84	13	727	11	570-6	7,15	95A-6	11	MSF-711	21	PFFTM	20
86	17	728	22	570Q	7,15	95W-6	11	MSF-77	21	PFMTF	20
88	13	729	11	57S-CM	24	96-6	11	MSF-812	21	PKFTM	20
89	17	1438	20	57ST-10	23	96N-6	11	MSF-88	21	PKMTF	20
90	11	10624	20	57ST-25	23	96W-6	11	MSFT-1212	21	PFT-12	24
91	11	10672	20	57ST-50	23	97G	6	MSFT-1216	21	PFT-16	24
92	11	16114	20	59F-4	22	97L	6	MSFT-6	21	PFT-34-3	24
93	11	16202	20	59F-5	22	97S	6	MSFT-711	21	PFT-78-5	24
94	11	16406	19	59F-6	22	99-6	11	MSFT-77	21	PFT-8	24
97	6	16407	19	59FT-4	22	AW-1006	25	MSFT-812	21	POG1	28
98	6	16408	19	59FT-5	22	AW-2012	25	MSFT-88	21	POG2	29
100	7	16409	19	59FT-6	22	AW-3012	25	MST-10	21	PS-3	19
105	11	16410	19	5CS	17	AW-4012	25	MST-1010	21	PS-4	19
146	18	16506	19	60X-6	22	AW-6012	25	MST-1014	21	PS-5	19
211	8	16507	19	60XT-6	22	AWS-700	27	MST-11	21	PSR-20	20
226	22	16508	19	63B	8	AWS-825	26	MST-1111	21	VACUUM	
241	18	16510	19	63G	8	AWS-850	25	MST-1115	21	PARTS	26-27
242	18	16511	19	641C	10	FSC16	9	MST-12	21	W38PTL	20
415	18	16512	19	64A	9	FSC32	9	MST-1212	21	WIZ PARTS	23
416	18	16532	19	64C	9	FSC8	9	MST-1216	21	WI-00710	12
462	18	16533	19	715C	5	GK100	10	MST-14	21	WI-21124	6
510	17	16906	19	715S	5	GK200	10	MST-1414	21	WI-21212	6
512	17	16908	19	721N	11	GK300	10	MST-5	21	WI-21250	6
565	13,15	17409	19	721P	11	GK400	10	MST-6	21	WRL-100RK	23
580	14	17410	19	723W	11	GK500	10	MST-610	21	WRL-100T	23
585	14	17419	19	725W	11	KRK-18	20	MST-66	21	WRL-14	23
586	14	17420	19	726P	11	MS-10	21	MST-7	21	WRL-24	23
587	14	36531	19	727P	11	MS-1010	21	MST-711	21	WRL-ADP1	24
588	14	00903	7	75S	10	MS-1014	21	MST-77	21	WRL-ADPT	20
590	14	100B	7	76A	10	MS-11	21	MST-8	21	WTBT-16	23
591	14	100G	7	76B	10	MS-1111	21	MST-812	21	WTBT-44	23
595	15	100S	7	76C	10	MS-12	21	MST-88	21	WTBT-44HD	23
600	8	104B	18	76CT	10	MS-1212	21	MST-9	21	WTBT-46	23
601	8	137F-25	22	76R	10	MS-1216	21	MST-913	21		
604	16	14FTF	20	76RT	10	MS-14	21	MST-99	21		
610	8	14MTM	20	77B	9	MS-1414	21	PB-10	21		
611	8	16114T	22	77E	9	MS-6	21	PB-5	21		



## THE MOST EXTENSIVE LINE OF PRODUCTS


PREFERRED BY THE MOST,  
USED BY THE BEST.



**RUTLAND FIRE CLAY COMPANY**  
7 CRABTREE ROAD, JACKSONVILLE, IL 62650

**Phone** 800.544.1307  
**sales@rutland.com**

**Fax** 802.775.5262  
**www.rutland.com**



Get the free mobile app at  
<http://gettag.mobi>

**CALL TOLL-FREE**  
( US & CANADA )  
**800.544.1307**